



كلية الطب - جامعة البصرة
1967-2017



Co-funded by the
Erasmus+ Programme
of the European Union

Guide to Use of Complete Anatomy

**Assistant Professor
Dr. Nazar S. Haddad
University of Basrah
College of Medicine**

ediTec



Disclaimer: this project has been funded with support from the European Commission. This publication [communication] reflects the views only of the author, and the Commission cannot be held responsible for any use which may be made of the information contained therein.

MediTec Project Number: 585980-EPP- 1-2017- 1-DE- CBHE-JP

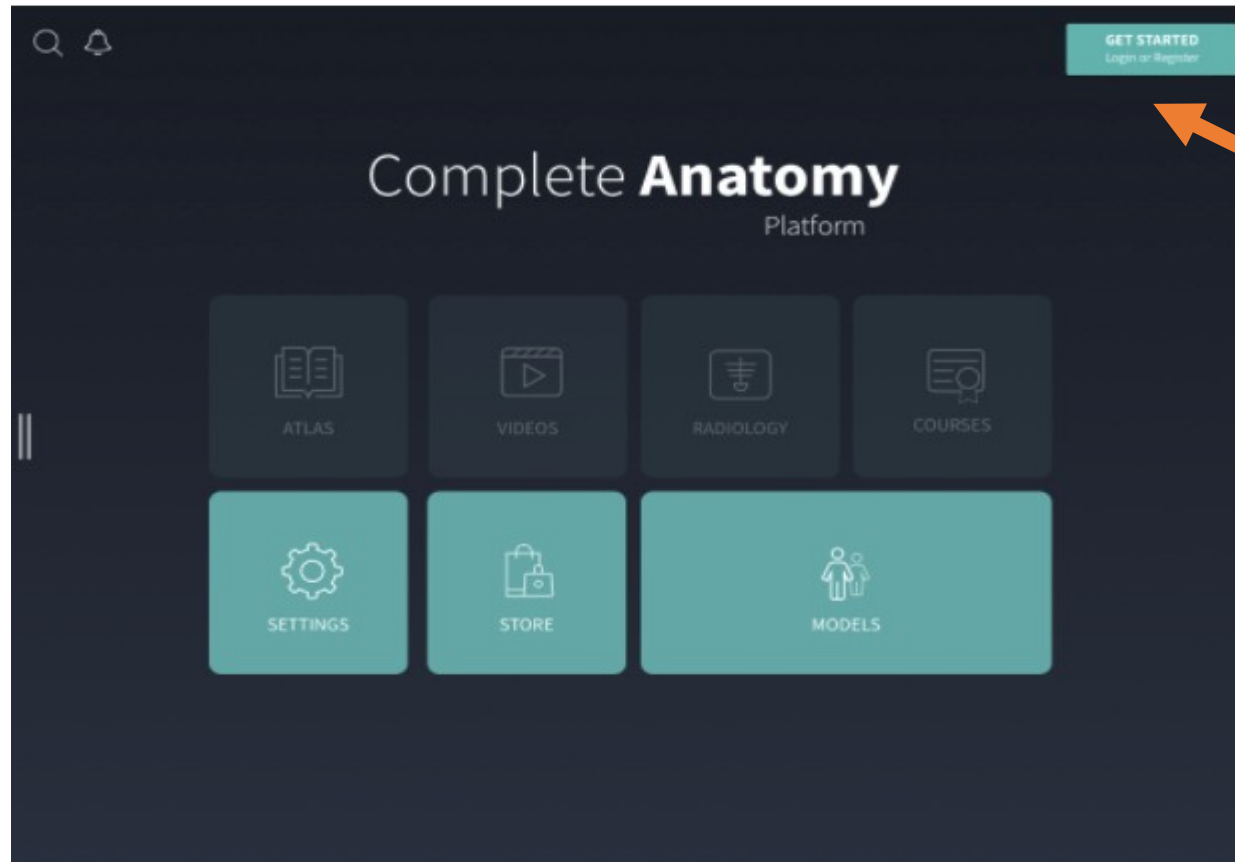
Step1 Download the app from store of windows الخطوة الأولى تحميل البرنامج من متجر ويندوز

Download Complete Anatomy for free
for Windows from the Windows Store.



Step 2 Log in to your account


- الدخول الى البرنامج باستخدام الحساب الجامعي المرسل الى الايميل الجامعي






Complete **Anatomy** Platform

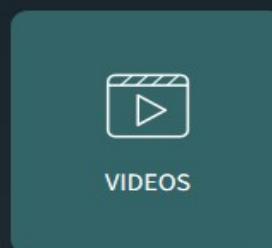
الدخول
الى
الاطلا
ع
الكامل




ATLAS



CONTENT



VIDEOS




RADIOLOGY

التصوي
ر
الشع
ر
ع



COURSES



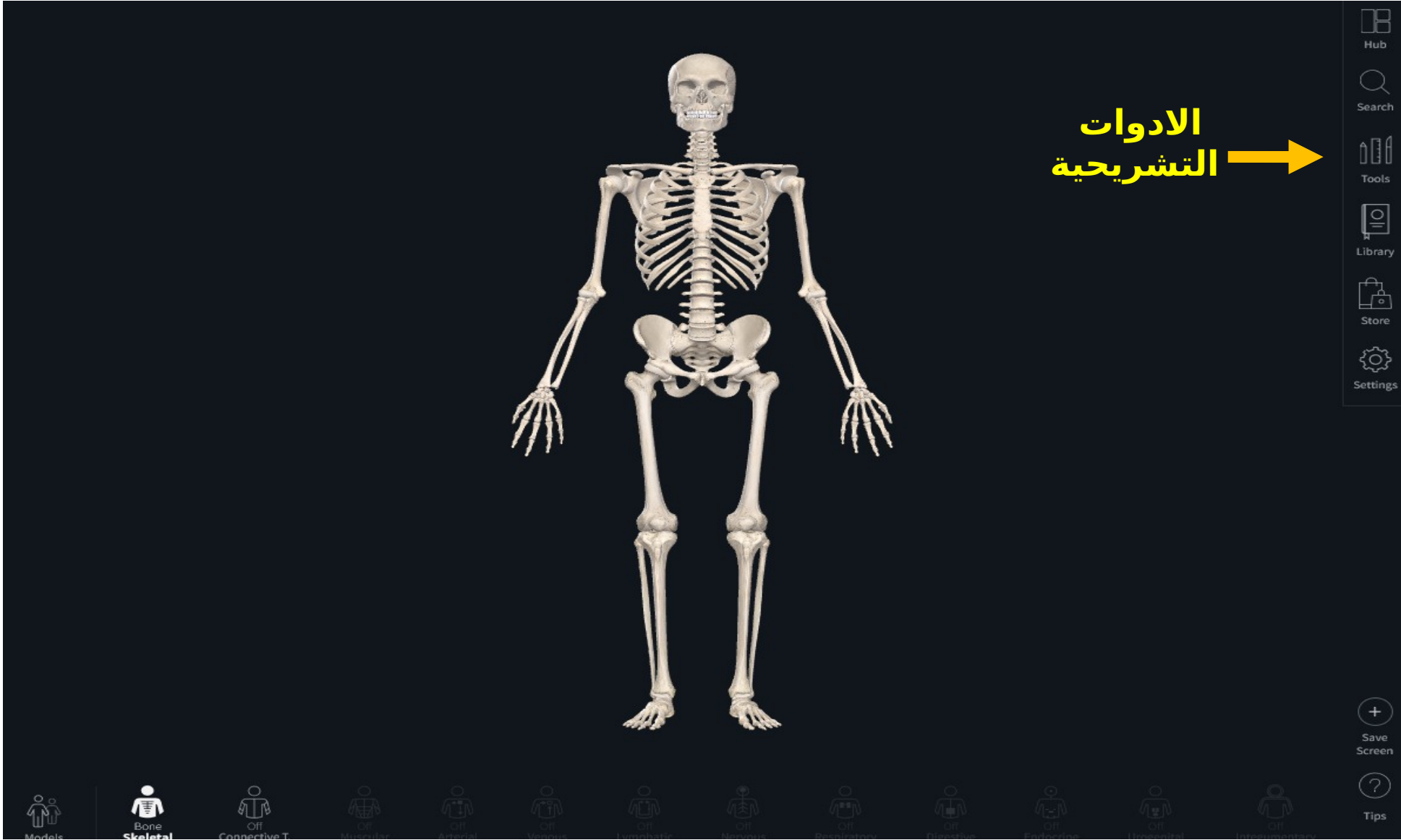
STORE



MODELS

المحاضرات
الجاهزة





الادوات
التشريحية →



Hub



Search



Tools



Library



Store



Settings



Save
Screen



Tips



Models



Bone
Skeletal



Off
Connective T



Off
Muscle



Off
Ligament



Off
Joint



Off
Cartilage



Off
Bone



Off
Skull



Off
Pelvis



Off
Ribcage



Off
Neck



Off
Hand



Off
Foot

**Models of study
You can choose between different parts of the body**

Models

GROSS ANATOMY REGIONAL

Male

- Full Body**
- Head & Neck
- Upper Limb (Right)
- Upper Limb (Left)
- Thorax
- Abdomen
- Pelvis & Perineum
- Back
- Lower Limb (Right)
- Lower Limb (Left)

Female Prosections

- Female Pelvis
- Female Thorax

DETAILED MODELS

Prosections

- Eye

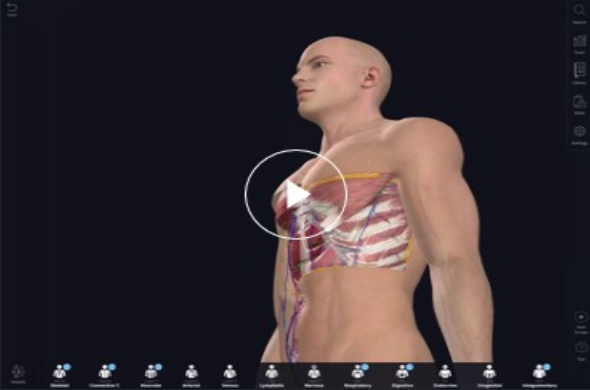
Microanatomy

- Blood
- Blood Vessels
- Bone Cross Section
- Bronchial Tree
- Cochlea
- Hepatic Lobule **NEW**
- Kidney Lobe
- Lymph Node
- Olfactory Organ
- Peripheral Nerve
- Retinal Layers
- Scalp and Meninges
- Skeletal Muscle
- Skeletal Muscle Fiber

Cell Biology


- Cells of Nervous Tissue
- Photoreceptor Cells
- Secondary Oocyte
- Sperm

Already purchased? [Restore!](#) [GO TO STORE](#)



Detailed Models

Access the Premium Prosections, Microanatomy & Cell Biology Models showing the anatomy in incredible detail.



Hub

Search

Tools

Library

Store

Settings

Save Screen

Tips

Models

Respiratory

Digestive

Endocrine

Urinary

Immunology