

E-learning in medicine education



Innovative e-Learning Tools in Medicine

Lalit Garg,

Senior Lecturer, University of Malta, Malta

Honorary Lecturer, University of Liverpool, UK

e-mail: lalit.garg@um.edu.mt

web: <http://lalitgarg.info/>

Phone: +356-2340-2112



Mobile Apps to support E-learning in medicine education

Lalit Garg,

Senior Lecturer, University of Malta, Malta

Honorary Lecturer, University of Liverpool, UK

e-mail: lalit.garg@um.edu.mt

web: <http://lalitgarg.info/>

Phone: +356-2340-2112



Medical Apps

Simulation apps in medicine



20/04/2022

Simulation apps in medicine

- A surgery simulator app can simulate surgical procedures for training medical professionals, without the need of a patient, cadaver or animal.
- The concept goes back to the 1980s with video games, but only in the 1990s with three-dimensional graphics and the 2000s with the use of motion sensors for realistic movements has the technology been able to simulate the real situation.

Simulation apps in medicine

- Best suited for two types of skills needed for surgery, eye–hand coordination and the ability to perform three dimensional actions using a two-dimensional screen as a guide.
- Eye–hand coordination is improved because the simulation can give both visual feedback, by way of a screen, as well as tactile feedback that simulates the manipulation of organs and tissue.

Limitation of simulation apps in medicine

- Their effectiveness diminishes as the procedure is repeated with students reaching a plateau.
- For more experienced surgeons, the use of these simulators have had very limited use.

Human Anatomy Atlas

- Developed by Visible Body.
- Released Date July 2016.
- Logo :



Human Anatomy Atlas

- **Features :**
 - Excellent Augmented Reality Functionality.
 - Strikingly Detailed Graphics.
 - Text Materials Are Available in Various Languages.
 - Vast Visualization Database



Dr Lalit Garg

Human Anatomy Atlas

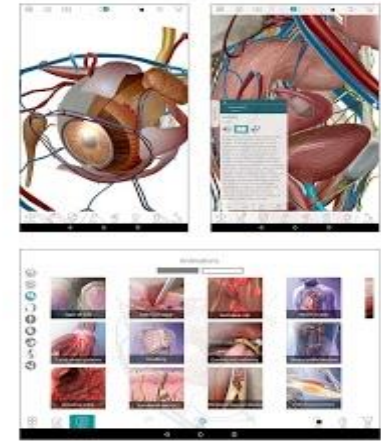
Pick from dozens of popular views or make your own.



Purchase additional content for specialists or patient education.



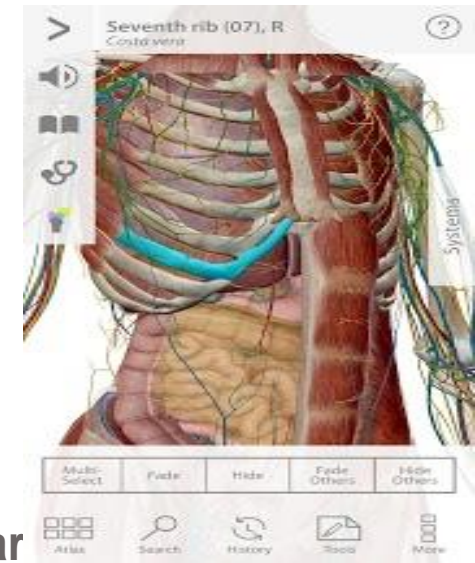
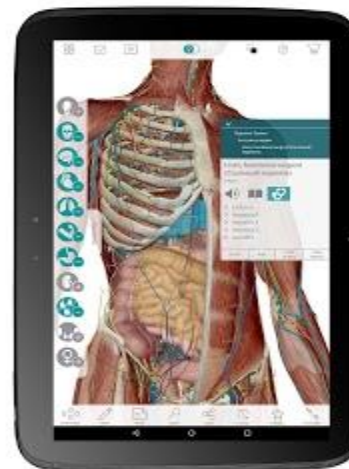
Male and female anatomy. Microanatomy. Animations.



Create a library of favorites.



The most complete 3D anatomy atlas.



Human Anatomy Atlas

- **System Requirements.**

- **Operating System :**

Android 5 or later (The Augmented Reality (AR) features for Android REQUIRE: Android 7 or later).

- **Memory :**

2 GB RAM.

- **Storage :**

0.93 GB (up to 2.1 GB with in-app purchases).

- **Network :**


No internet connection required after download and installation



Dr Lalit Garg

Human Anatomy Atlas

Video Demo



Human Anatomy Atlas 3D

- Developed by Visible Body.
- Released Date : March 2021.
- Version : 2021.2.27
- Logo :



Human Anatomy Atlas 3D

- **Features :**

- Simple and intuitive interface
- Rotate and zoom each model in 3D space
- Option to hide or isolate single or multiple selected models
- Filter to hide or display each system
- Search function to easily find every anatomical part
- Smart rotation which moves the center of rotation automatically
- Transparency function
- Visualization of muscles through levels of layers from the superficial ones down to the deepest ones
- By selecting a model or a pin, the related anatomical term shows up
- Description of the muscles: origin, insertion, innervation and action
- Show/Hide UI interface (very useful with small screens)
- The anatomical terms and the user interface are available in 11 languages: Latin, English, French, German, Italian, Portuguese, Russian, Spanish, Chinese, Japanese and Korean
- The anatomical terms can be displayed in two languages simultaneously



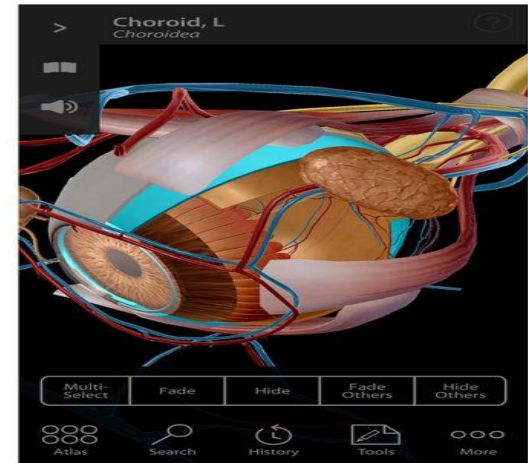
Human Anatomy Atlas 3D

Screen Shots

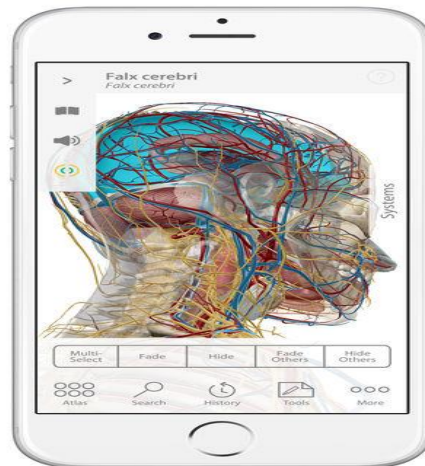
Tap  to quickly add surrounding anatomy.



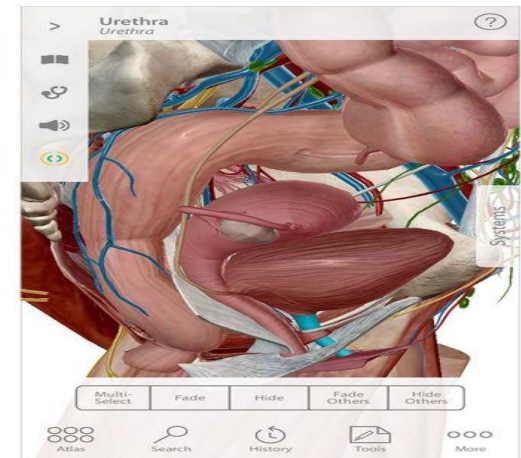
Male and female anatomy, microanatomy, and physiology.



Everything you need. Easy and fast to use.



Definitions. Pronunciations. Disease descriptions.



Human Anatomy Atlas 3D

- **System Requirements.**

- **Operating System :**

- Windows 10 version 18362.0 or higher

- **Memory :**

- 4 GB RAM.

- **Storage :**

- 0.98 MB

- **Network :**


- No internet connection required after download and installation



Dr Lalit Garg

Human Anatomy Atlas 3D

Video Demo



Muscle & Bone Anatomy 3D



- An amazing reference for anyone interested in the human musculo-skeletal system. Featuring five different ways to learn about the body: The VIEWER, ACTIONS, 3-D MODELS, nine types of QUIZZES, and the MEDIA section.
- The core 3D model has a unique system for exposing the different layers of muscles within the human body. Rotating the model in one direction will slowly remove superficial layers exposing deeper muscles until the skeleton is reached.



- **VIEWER:** The viewer allows you to control a 3D view of the body, with labels that lead to full screen images of 145 muscles each with the name, action, origin, insertion, nerve supply and comments for each muscle. The viewer also includes all the bones with detailed landmarks.
- **ACTIONS:** The best way to learn about muscles is to group them into their actions. In this section, choose from over 37 body actions, and see an animation of the action, with a visual list of muscles that perform that action, plus comments in each section.
- **3D MODELS:** There are seven 3D models, each model allows you to control a body area in 3-D space, with multiple stops along the way that identify the structures and give comments on each area. Models cover the ankle, knee, pelvis, shoulder, face, hand, and a detailed look at the vertebrae.



- **QUIZZES:** There are 9 types of quizzes to measure your knowledge.
- **MEDIA:** Thirty beautiful pages of basic muscle and bone info along with common musculo-skeletal conditions. Five imbedded videos (16 minutes) that give the basics of the muscular and skeletal system. These videos cover the arm, torso, face, leg, and fascia.



Full Code



Full Code

FullCode is an app that helps you to simulate some practice clinical scenarios. Democratize medical training & education with simulation.



Full Code - Emergency Medicine Simulation

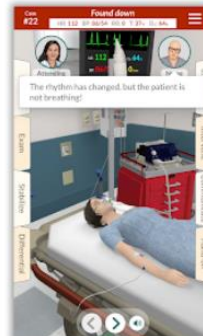
Minerva Medical Simulation, Inc. Tıp

PEGI 3

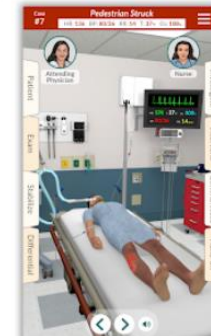
Bu uygulama cihazınızda kullanılabilir

Yüklü

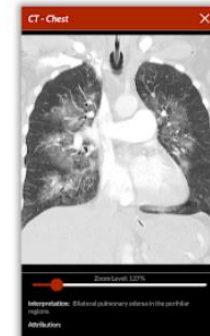
Realistic Simulation of Critical Patients in the ER



Stabilize, Diagnose & Treat with Dozens of Actions



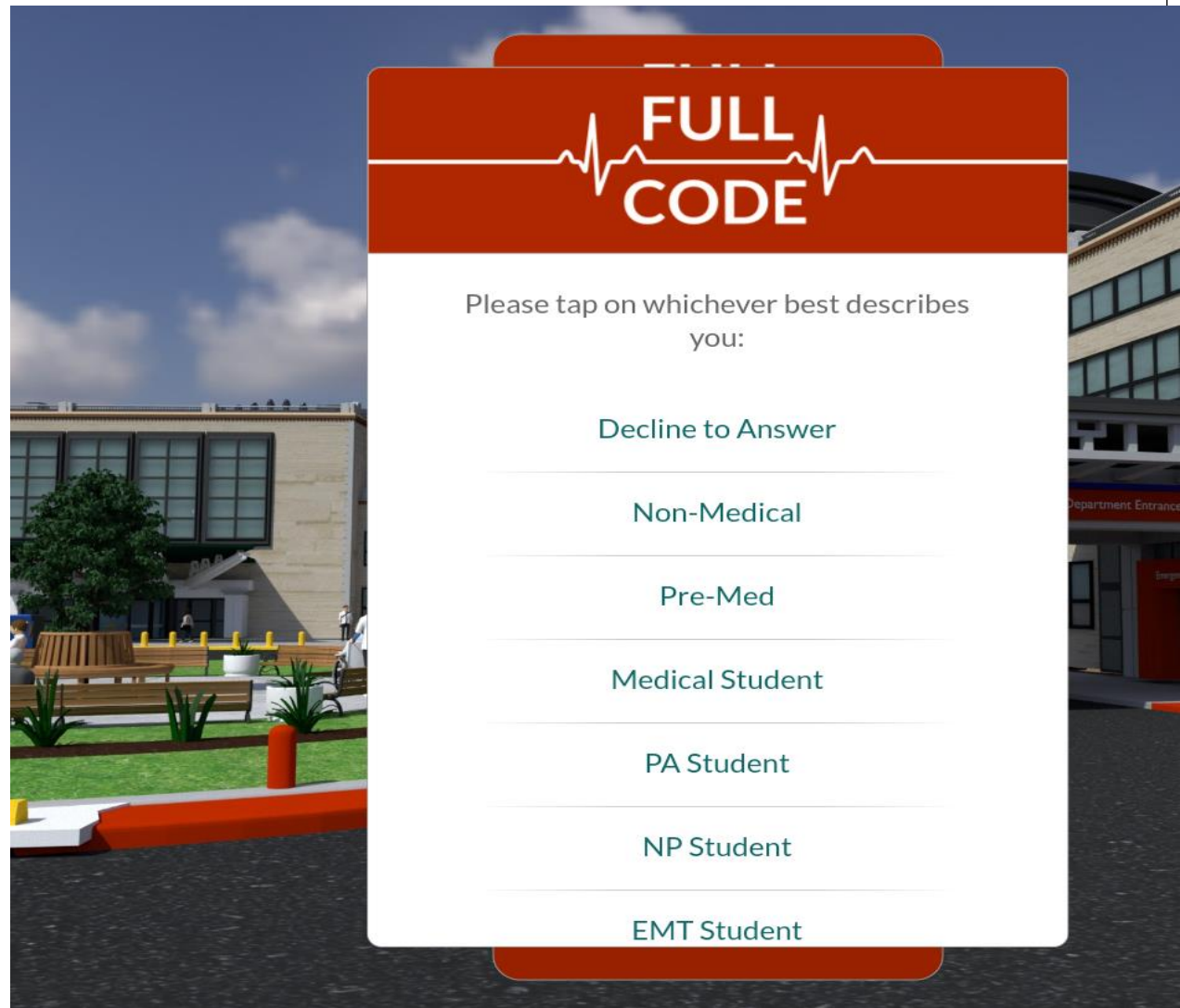
For Medical Professionals to Practice & Learn



Critical Pa Pediatric &



You can start with
select the department
(degree) of your study.



Dr Lalit Garg

FULL CODE

ALL CASES

SUBSCRIBE

ABOUT

FEEDBACK

NEWS

PROFILE

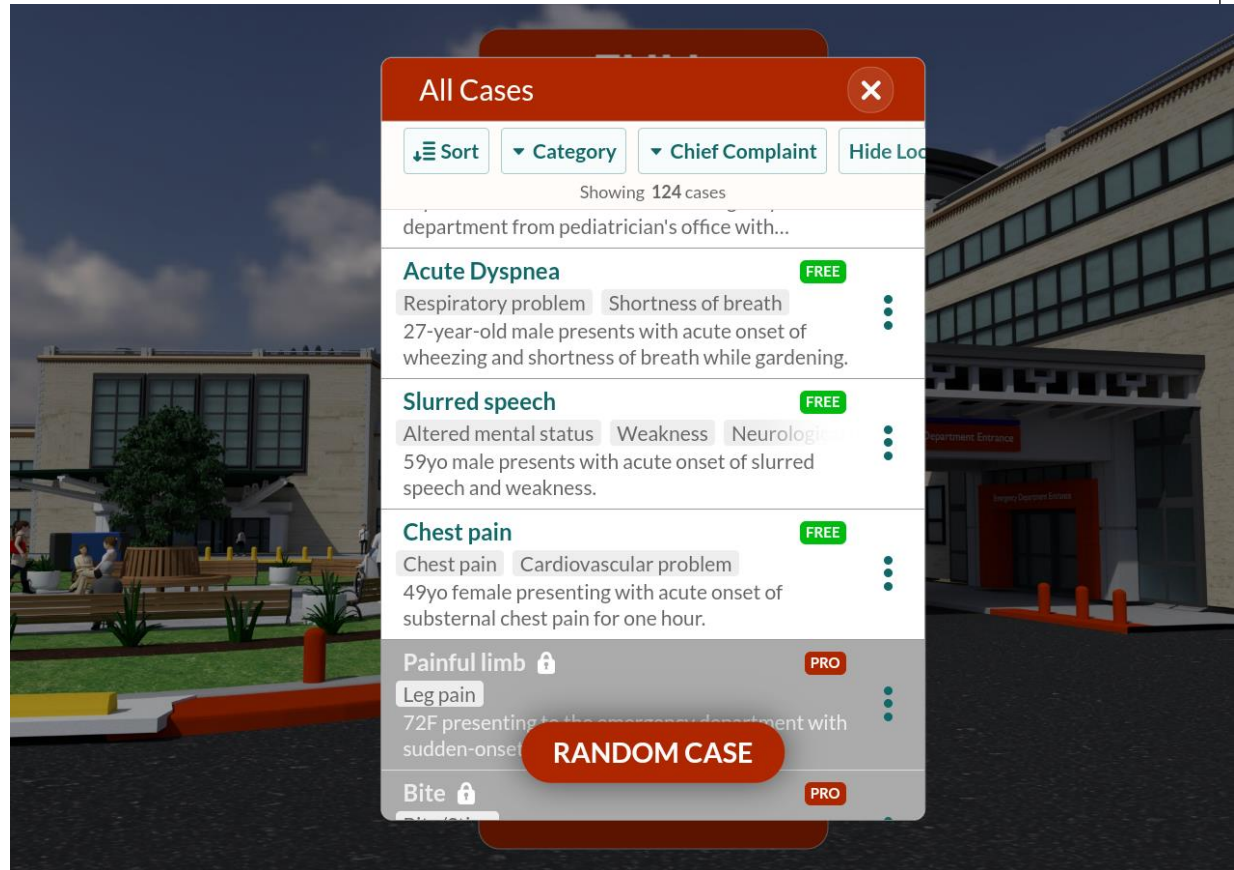
Version 2.6

With a simple and useful interface, App serves us many ways.

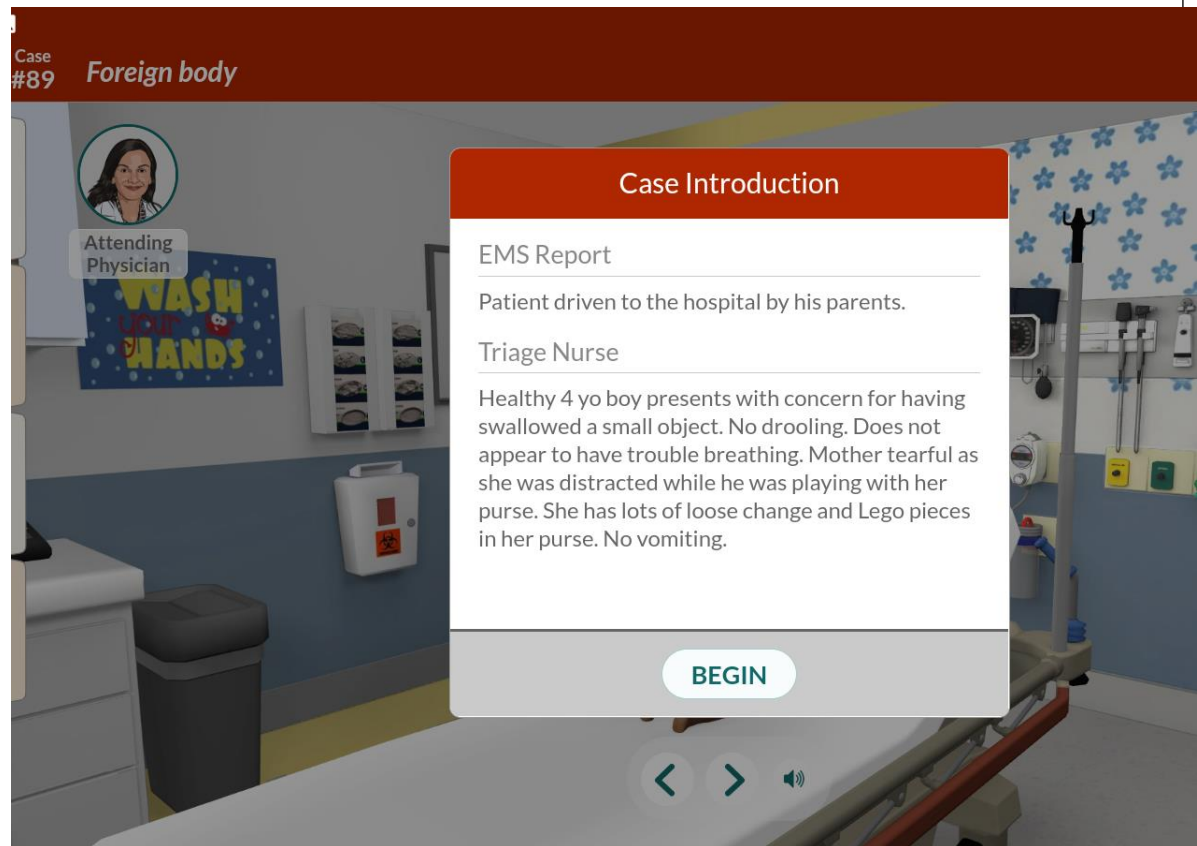


Dr Lalit Garg

- You can choose a topic and app give you a case about it. Also, you can choose a specific case from top of interface over 105 emergency medicine scenarios.
- By opening some scenarios to premium buyers, we can see where the application earns.



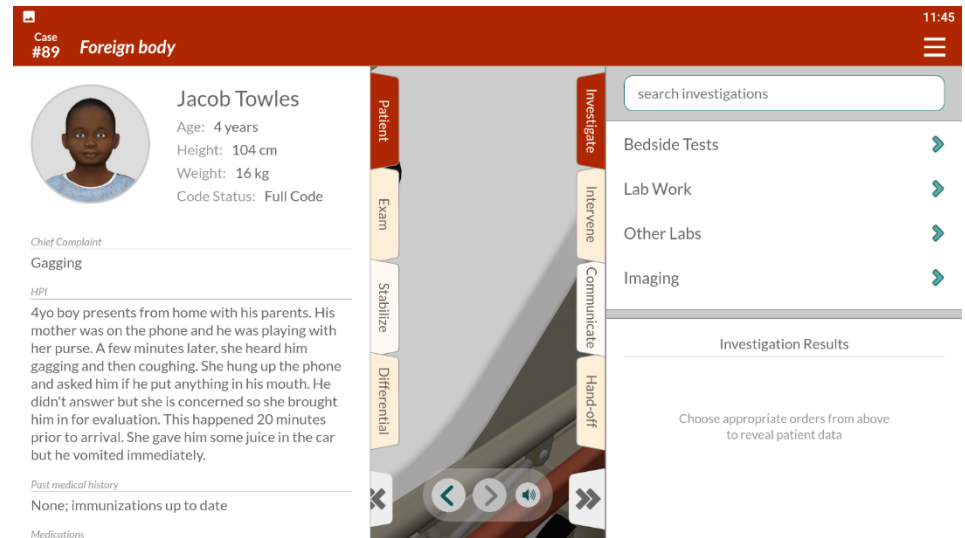
- You can read the chief complaints of 3D patient which ensure to get users attention.



- Patients could be in unstable condition therefore sometimes you need to administer oxygen etc..

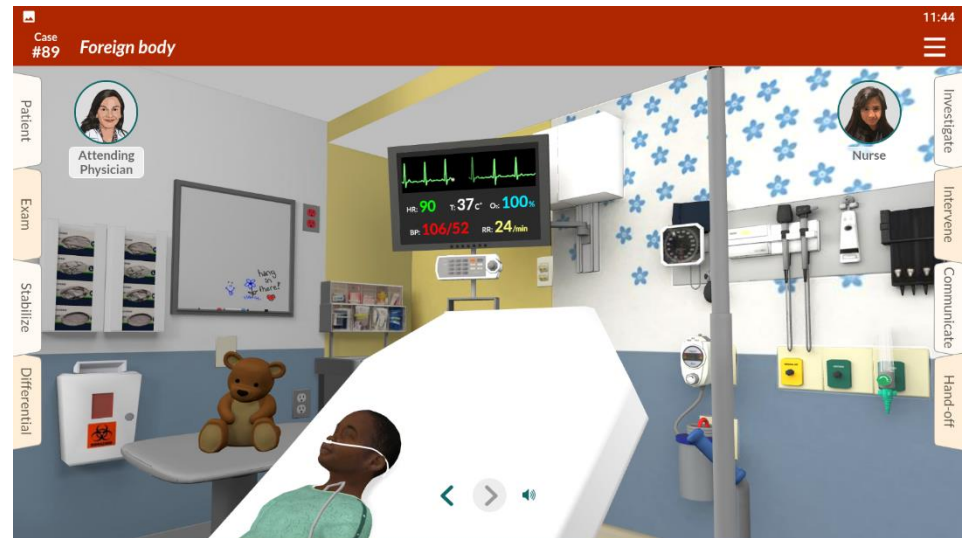
After all case, you will score on your actions. You can check what you did correctly or wrongly.

- These features bring the application to life exactly like in real life.



My review:

- APP gives an opportunity of 250 possible actions for each case. These are detailed and carefully designed.
- With 592,000 + downloads, and agreement with 13 medical schools means the App is already quite popular.
- Medical students can study with life-like cases with this fun app.



Touch Surgery

- Developed by Digital Surgery Limited
- Updated Date : July 2021.
- Version : Varies with device
- Logo :



Touch Surgery

- **Features :**

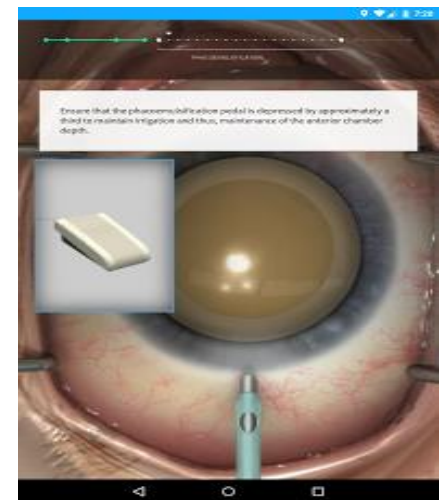
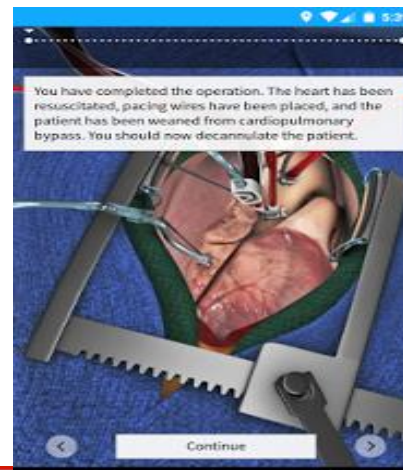
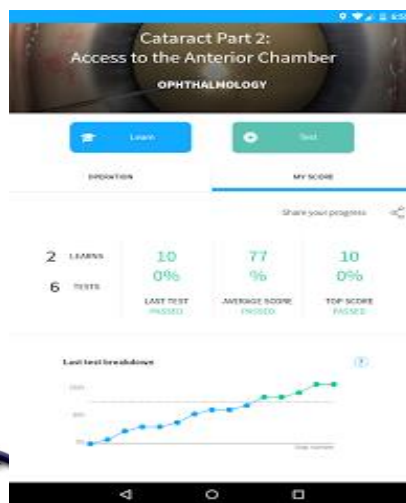
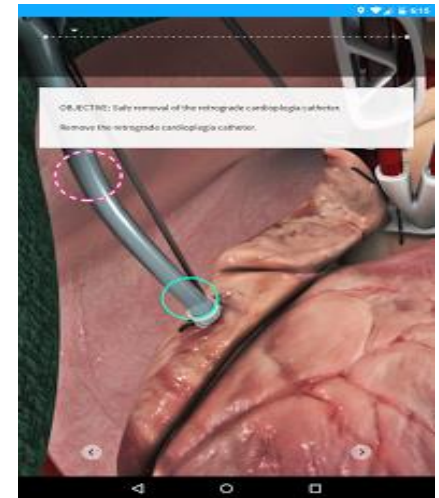
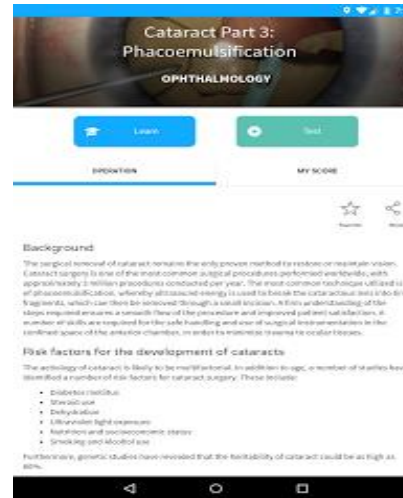
- Step by step simulations of surgical procedures.
- Prepare for procedures anytime, anywhere .
- Explore our entire library straight to your smartphone.
- Experience surgical cases with state-of-the-art 3D graphics.
- Master new techniques from top physicians.
- Free to download and use, with over 150 free procedures to choose from. Purchasable procedures are also available.



Dr Lalit Garg

Touch Surgery

Screen Shots



Touch Surgery

- **System Requirements.**

- **Operating System :**

Varies with device

- **Memory :**

6 GB RAM.

- **Storage :**

512 MB


- **Network :**

Internet connection required after download and installation



Touch Surgery

Video Demo



L-Università ta' Malta

Dr. Eamonn Garg

Amateur Surgeon 4

- Developed by Burke & Best
- Released Date : Dec 2016.
- Platform : iOS & Android
- Logo :



Amateur Surgeon 4

- **Features :**
 - Hilarious Narrative-Driven Story.
 - Unique tools and Contraptions.
 - Organized and structured Simulation.
 - Diverse Mode and user friendly.



Amateur Surgeon 4

Screen Shots



edu

L-Università ta' Malta

ALTA

Dr La

Amateur Surgeon 4

- **System Requirements.**

- **Operating System :**

- iOS 9/Android 5.0 (CPU : Snapdragon 429 Quad Core 1.8 GHz or equivalent)

- **Memory :**

- 2GB.

- **Storage :**

- 250MB

- **Network :**


- No Internet connection required after download and installation



Dr Lalit Garg

Amateur Surgeon 4

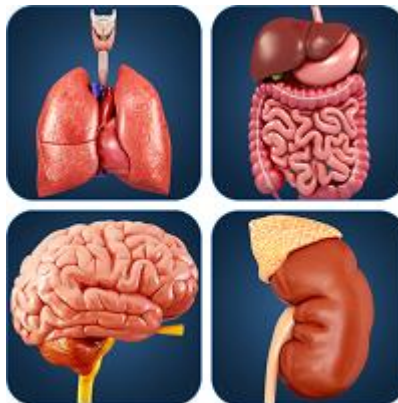
Video Demo



Dr Lalit Garg

My Organs Anatomy

- Developed by visual3dscience
- Released Date : 2020.
- ASIN : B0849VHJCC
- Logo :



UNIVERSITY OF MALTA
L-Università ta' Malta

Dr Lalit Garg

My Organs Anatomy

- **Features :**

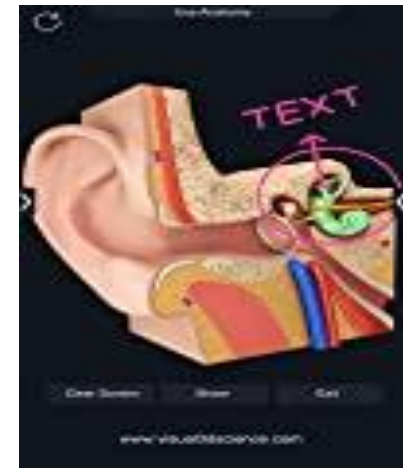
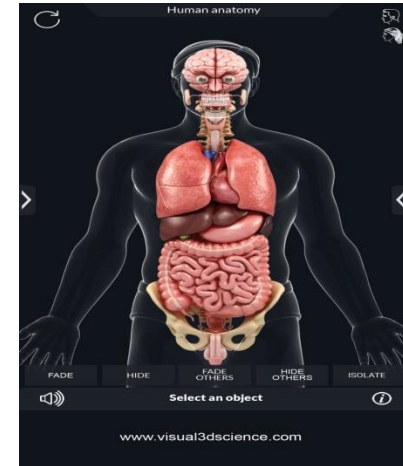
- User friendly interface.
- Simple navigation - 360° rotation, Zoom and Pan
- Selection Mode
- Hide and show mode
- Animation Mode
- Search options.
- Audio pronunciation for all anatomy terms.
- Draw or white on screen and share screenshots.
- Highly realistic male/female Organs 3D model.



Dr Lalit Garg

My Organs Anatomy

Screen Shots




My Organs Anatomy

- **System Requirements.**
 - **Operating System :**
Android 4.0
 - **Size : :**
47.8MB.
 - **Approximate Download Time:**
More than 5 minutes.
 - **Network :**
Open network sockets.



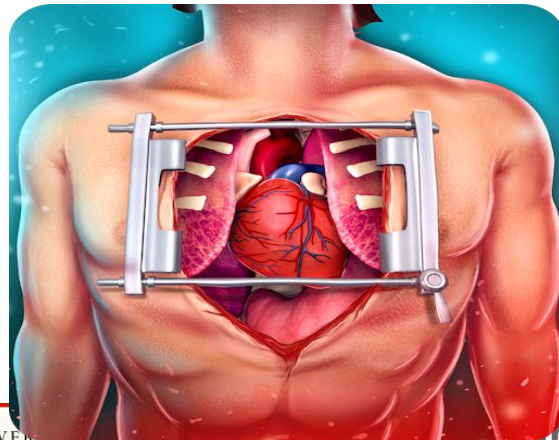
My Organs Anatomy

Video Demo



Emergency Open Heart Surgery Simulator 3D

- Developed by Hammerhead Games
- Released Date : April, 2018.
- ASIN : B07CN8ZJ72
- Logo :



Emergency Open Heart Surgery Simulator 3D

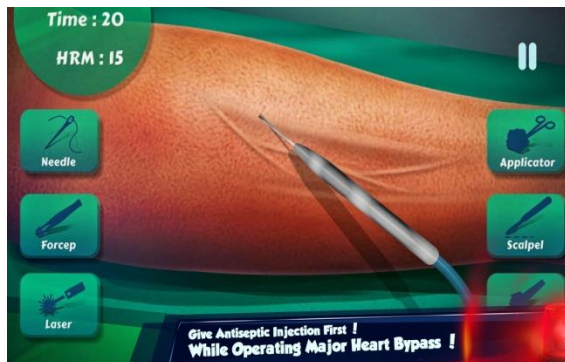
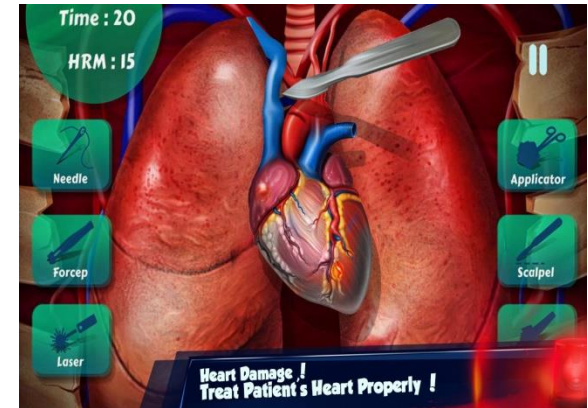
- **Features :**

- 3D city environment with realistic graphics
- Realistic Ambulance driving simulator
- Rescue and save lives of sick patients by taking them to the hospital!
- Be a surgeon and operate on patients.
- Realistic open chest Surgery Simulation.
- Use medical tools like scalpel, injection, tweezers, cream, antiseptic lotion, band-aid.
- Save patient's lives from realistic chest pain problems, perform operations, make tests and let your patient a chance to survive.



Dr Lalit Garg

Emergency Open Heart Surgery Simulator 3D Screen Shots




Emergency Open Heart Surgery Simulator 3D

- **System Requirements.**
 - **Operating System :** Android 4.0
 - **Size :** 72.8MB.
 - **Version :** 1.2
 - **Approximate Download Time:** More than 5 minutes.
 - **Network :** Open network sockets.



Emergency Open Heart Surgery Simulator 3D Video Demo



UNIVERSITY OF MALTA
L-Università ta' Malta

Dr Lalit Garg

Medical Games

- Operate Now: Hospital.
- Surgeon Doctor 2018 : Virtual Job Sim.
- Heart Surgery ER Emergency Hospital.
- Ice Princess Surgery Simulator.
- Dream Hospital - Health Care Manager Simulator.



Dr Lalit Garg

Operate Now: Hospital

- Developed by SPIL GAMES
- Released Date : 2018.
- ASIN : B07HJ48173
- Logo :



Operate Now: Hospital (Cont ..)

- **Features :**

- Build, upgrade, and continually improve multiple hospitals and their facilities.
- Monitor your staff, hospitals, and more on the world map.
- Help your patients by performing incredibly realistic surgeries.
- Exchange duplicate staff members with the new CV feature.
- Keep your progress up-to-date with the new Facebook save feature.
- Speed things up with the builder, a useful tool that will kick your construction projects into overdrive.



Operate Now: Hospital (Cont ..)

Screen Shots



Dr Lalit Garg


Operate Now: Hospital

- **System Requirements.**
 - **Operating System :** Android 4.4
 - **Size :** 295.5MB.
 - **Version :** 1.20.4
 - **Approximate Download Time:** More than 5 minutes.
 - **Network :** Open network sockets.



Operate Now: Hospital

Video Demo



Surgeon Doctor 2018 : Virtual Job Sim

- Developed by Tap2Play, LLC
- Released Date : 2018.
- ASIN : B07GFNP95R
- Logo :



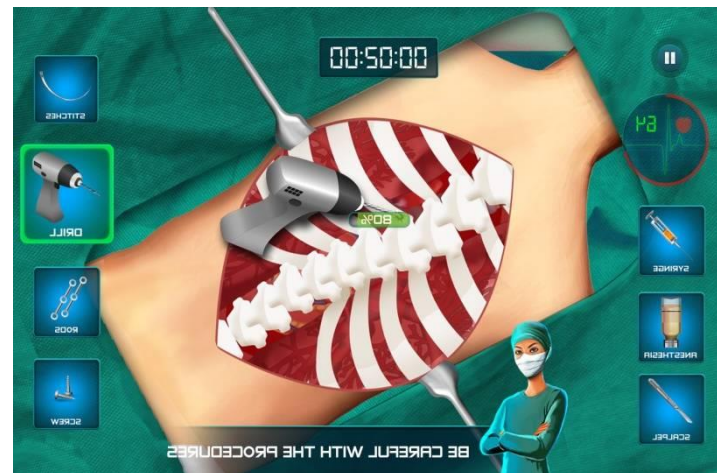
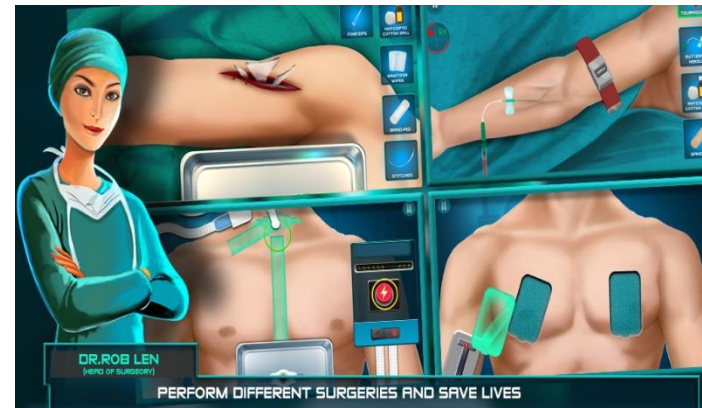
Surgeon Doctor 2018 : Virtual Job Sim

- **Features :**
 - Smooth and seamless animation with HD graphics
 - Play the most realistic surgery simulations
 - Live the life of professional surgeon
 - Wide range of instruments, tools and supplies
 - Simple and intuitive controls
 - Really addictive gameplay



Dr Lalit Garg

Surgeon Doctor 2018 : Virtual Job Sim Screen Shots




Dr Lalit Garg

Surgeon Doctor 2018 : Virtual Job Sim

- **System Requirements.**
 - **Operating System :** Android 4.1
 - **Size :** 52.7MB.
 - **Version :** 1.0
 - **Approximate Download Time:** More than 5 minutes.
 - **Network :** Open network sockets.



Surgeon Doctor 2018 : Virtual Job Sim Video Demo



Dr Lalit Garg

Heart Surgery ER Emergency Hospital

- Developed by Hammerhead Games
- Released Date : 2018.
- ASIN : B07DK9WRK2
- Logo :



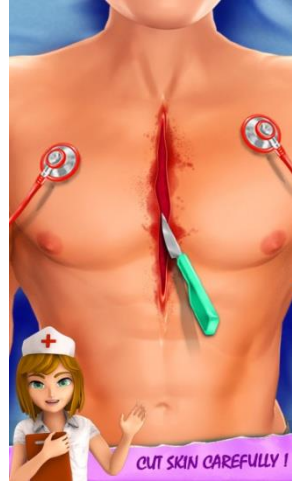
Heart Surgery ER Emergency Hospital

- **Features :**
 - Fun treatments & real surgeries.
 - Amazing graphics and crazy game play.
 - Realistic open chest Surgery Simulation.
 - Use medical tools like scalpel, injection, tweezers, cream,antiseptic lotion, band-aid.
 - Save patient's lives from realistic chest pain problems, perform operations, make tests and let your patient a chance to survive.
 - Crazy nurses and doctors team to assist you in your cardiac surgery clinic.



Heart Surgery ER Emergency Hospital

Screen Shots




Heart Surgery ER Emergency Hospital

- **System Requirements.**
 - **Operating System :** Android 4.0
 - **Size :** 64.1MB.
 - **Version :** 1.2
 - **Approximate Download Time:** More than 5 minutes.
 - **Network :** Open network sockets.



Heart Surgery ER Emergency Hospital Video Demo



Dr Lalit Garg

Heart's Medicine: Doctor's Oath

- Developed by Hammerhead Games
- Released Date : 2018.
- ASIN : B07DK9WRK2
- Logo :



Heart's Medicine: Doctor's Oath

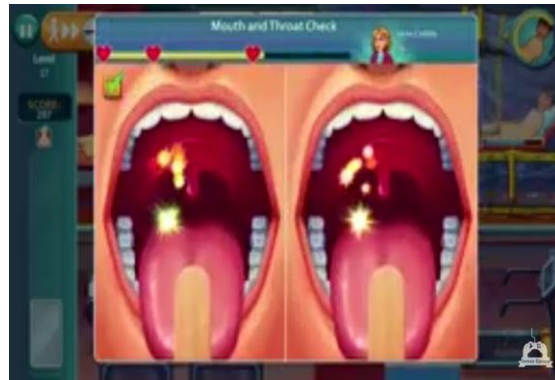
- **Features :**
 - Smooth and seamless animation with HD graphics
 - Play the most realistic surgery simulations
 - Live the life of professional surgeon
 - Wide range of instruments, tools and supplies
 - Simple and intuitive controls
 - Really addictive gameplay



Dr Lalit Garg


Heart's Medicine: Doctor's Oath

Screen Shots



Heart's Medicine: Doctor's Oath

Video Demo



Ice Princess Surgery Simulator

- Developed by Hammerhead Games
- Released Date : 2018.
- ASIN : B07DKGXZYR
- Logo :



Ice Princess Surgery Simulator


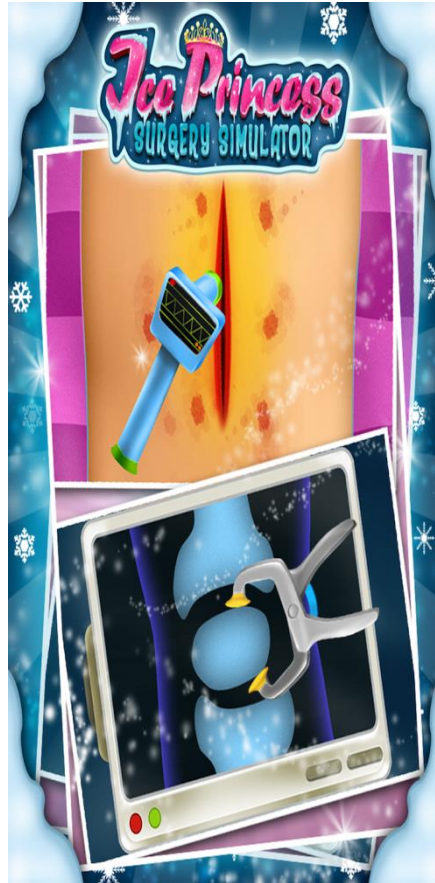
- **Features :**

- Choose a patient to treat in your royal ice princess clinic for checkup & surgery simulator
- Be careful little doctor, don't let complications happen in the surgery simulation
- Doctor tools for laser treatment
- Oxygen mask, tweezers, cotton, water spray, dropper, bone catcher, bandage and knife to cut open the wound
- Suggest vitamins and syrup for quick recovery.



Ice Princess Surgery Simulator

Screen Shots



Ice Princess Surgery Simulator


- **System Requirements.**
 - **Operating System :** Android 4.0
 - **Size :** 42.3MB.
 - **Version :** 1.0
 - **Approximate Download Time:** More than 5 minutes.
 - **Network :** Open network sockets.



Dr Lalit Garg

Ice Princess Surgery Simulator

Video Demo



Dream Hospital - Health Care Manager Simulator

- Developed by Lab Cave Games
- Updated Date : July-2021.
- Current Version : 2.1.22
- Logo :



Dream Hospital - Health Care Manager Simulator

- **Features :**

- Increased number of patients that arrive to the hospital.
- Improved look of certain UI elements.
- Fixed orientation issues on certain devices.
- Bugfixes and stability improvements.




Dream Hospital - Health Care Manager Simulator

- **System Requirements.**
 - **Operating System :** Android 4.0
 - **Size :** 101M B.
 - **Version :** 2.1.22
 - **Approximate Download Time:** More than 5 minutes.
 - **Network :** Open network sockets.



Dream Hospital - Health Care Manager Simulator **Video Demo**



Any Questions?



- <https://techigem.com/doctor-games/>
- <https://en.softonic.com/top/medical-simulation-apps>
- <http://Shutterstock.com-1054528985>
- https://www.amazon.in/s?k=Dream+hospital-+Health+care+manager+simulator&i=mobile-apps&ref=nb_sb_noss
- <https://play.google.com/store/apps/details?id=com.spilgames.OperateNow2&hl=en&gl=US>
- <https://support.visiblebody.com/hc/en-us/articles/360001772354-List-of-content-in-app>



Learning support and practice apps in medicine



20/04/2022

Medical Lab Tests



Medical Lab Tests

- Medical Lab Tests app allows you to browse library of common laboratory tests to learn about clinical laboratory values.



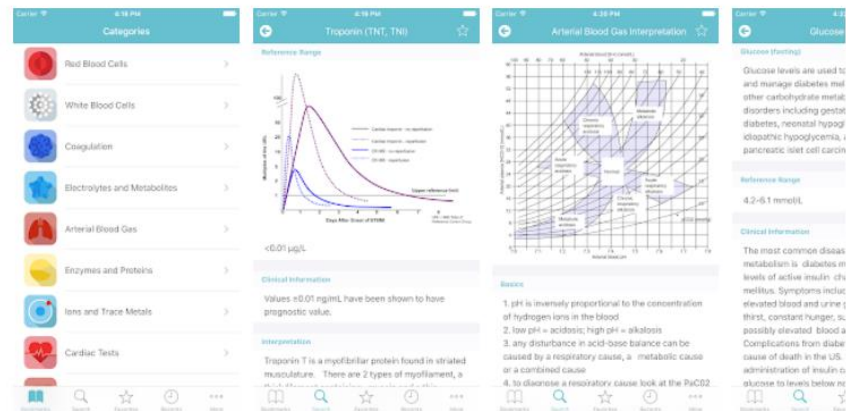
Medical Lab Tests

Medicon Applications Tip

1 PEGI 3

i Bu uygulama cihazınızda kullanılabilir

Yüklü



- With a less intuitive interface (there is no home page). you'll get the different categories, however some of them are only for premium users. It provides reference values in US and SI.

The screenshot shows a mobile application interface. At the top, there is a dark green header with a home icon on the left and the time '12:58' on the right. Below the header is a teal navigation bar with 'Categories' on the left and 'Eosinophil granulocytes' on the right, accompanied by a star icon. A list of categories is shown on the left, each with a colored icon and a right-pointing arrow:

- Red Blood Cells (red circle icon)
- White Blood Cells (grey cluster icon)
- Coagulation (blue cluster icon)
- Electrolytes and Metabo... (blue cluster icon)
- Arterial Blood Gas (red lungs icon)
- Enzymes and Proteins (yellow circle icon)

The right side of the screen displays the details for 'Eosinophil granulocytes'. It includes a purple circular icon with 'LABORATORY' text. The text describes eosinophils as white blood cells involved in fighting infection and parasites, and controlling mechanisms for allergy and asthma. Below this, the 'Reference Range' is listed as '< 0.45E+9/L'. The 'Clinical Information' section states that eosinophils develop in the bone marrow and make up about 1-6% of white blood cells, persisting in circulation for 8-12 hours.


At the bottom of the screen is a navigation bar with icons for 'Bookmarks', search, star, clock, and a menu.

- Once you open lab to get more detail, the brief description will open.
- The application is free, however, has limited features/applications.

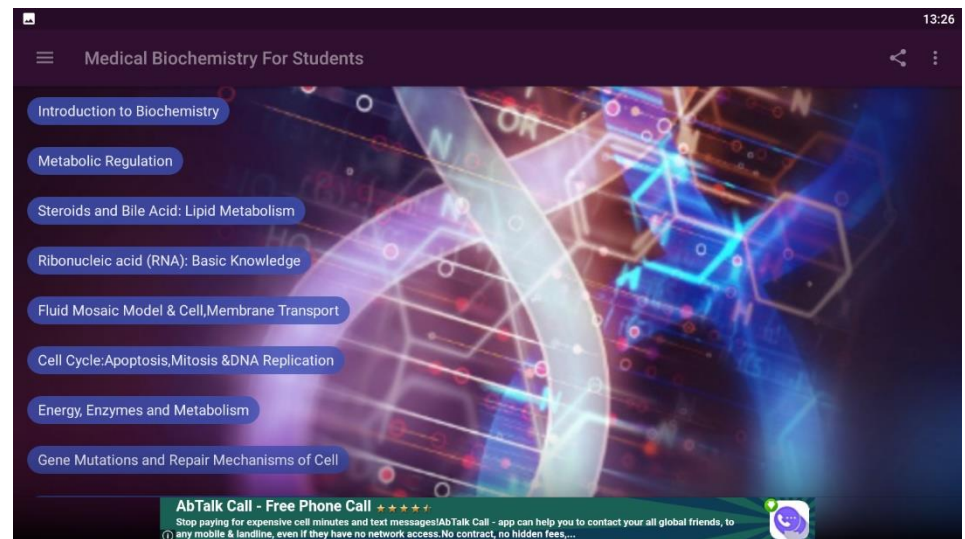
The screenshot shows a mobile application interface with a teal header. The left sidebar lists various lab tests: Ammonia, BUN (Blood urea nitrogen), Chloride (Cl), Creatinine, Ferritin, Glucose (fasting), Lactate, and Osmolality. The right pane displays detailed information for 'Creatinine', including a description of its use in diagnosing renal diseases, a reference range for males (0.8-1.3 mg/dL) and females (0.6-1.1 mg/dL), and clinical information about its synthesis and excretion. A pink circular icon with 'DINK' is visible on the right side of the description. The bottom navigation bar includes icons for Bookmarks, Search, Favorites, Home, and a menu.



Medical Biochemistry



- This app is designed to help biochemistry students learn and understand the basic biochemistry topics and more.
- You can select the category to get more detailed, Its again free, basic and simple app to help students.



Dr Lalit Garg

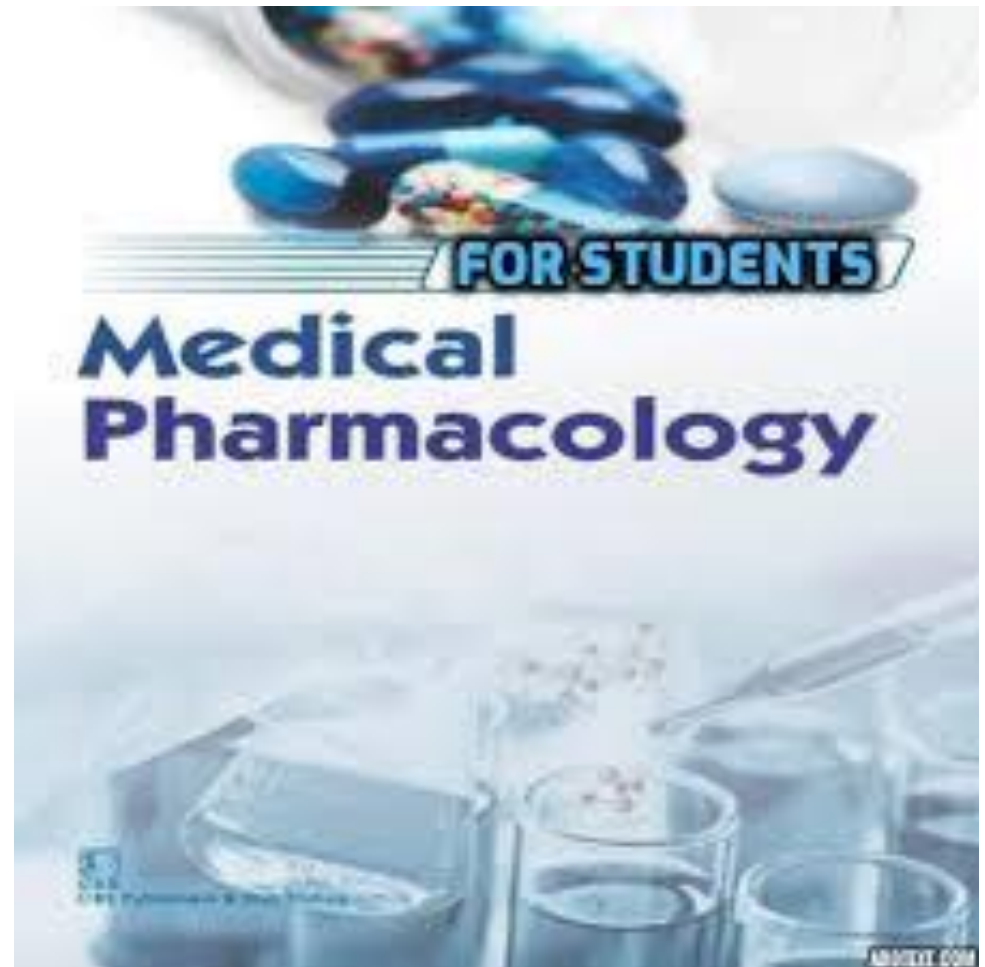
- It has an interface that can be easily accessed from topic to topic.
- App shows might show annoying advertisements per any click.

The screenshot shows a mobile application interface. At the top, there is a blue header bar with a back arrow, the title 'Gene Expression: Transcription & Translation', a refresh icon, and a time indicator '13:27'. Below the header, the title 'Gene Expression: Transcription and Translation' is displayed in a bold, dark red font. Underneath, a paragraph of text explains the process: 'Transcription and translation convert a gene into protein. During this process, the genetic information of a gene, the DNA, is converted into RNA so that protein may be realized later on. This article will provide you with exam-related information regarding this process, thus preparing you ideally for the upcoming exams.' A blue 3D DNA double helix model is centered below the text. Further down, a section titled 'Overview of Gene Expression: The Central Dogma of Microbiology' is visible, followed by a paragraph describing transcription and translation. At the bottom of the screenshot, there is a green advertisement for 'AbTalk Call - Free Phone Call' with a star rating and a small icon of a person on a phone.



Dr Lalit Garg

Medical Pharmacology



Medical Pharmacology

Also, this application designed with 'Medical Biochemistry' app.

To help pharmacology students and researchers to get basics medical pharmacology. It includes simplified information about medical pharmaceutical drugs.



Medical Pharmacology

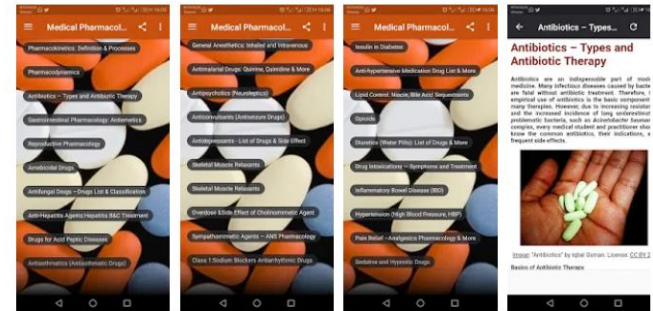
Deeswad Eğitim

PEGI 3

Reklam İçeriyor

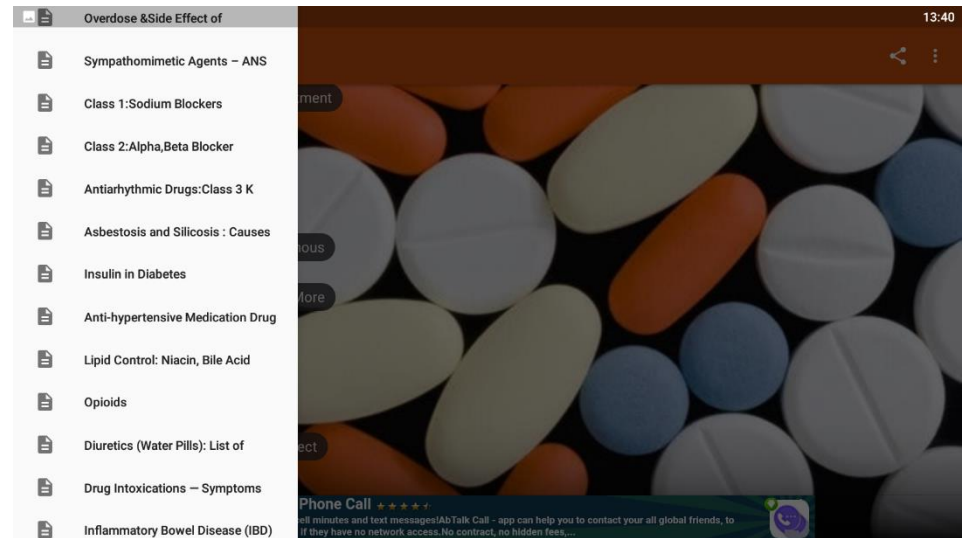
Bu uygulamaya cihazınızda kullanılabilir

Yüklü



Dr Lalit Garg

- The interface looks like 'Medical Biochemistry' app.



Dr Lalit Garg

Diseases Dictionary & Treatments Offline



Diseases Dictionary & Treatments Offline



Diseases Dictionary & Treatments Offline

ufostudio Tıp

★★★★★ 8

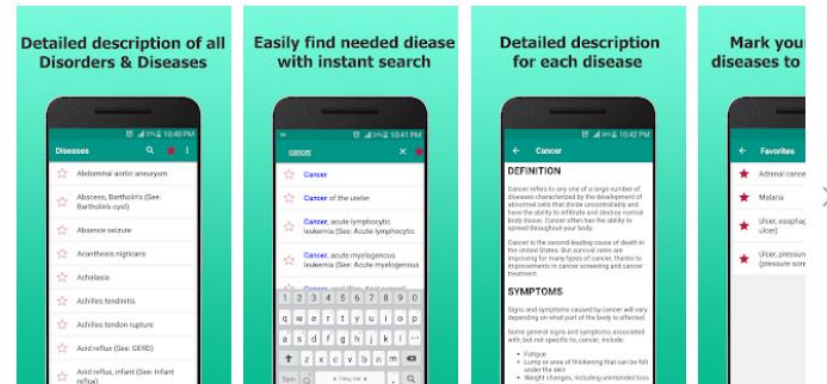
PEGI 3

Reklam İçeriyor

Bu uygulama cihazınızda kullanılabilir

Yüklü

- This app contains medical disorders & diseases with their information about symptoms, treatment and some medical terminology.



Dr Lalit Garg

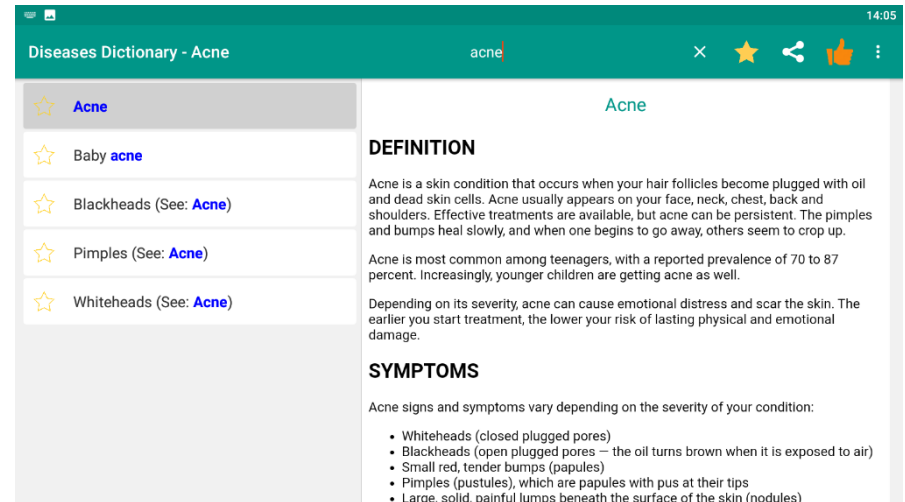
This is like a **handbook**. It can be used for self diagnosis and look up its symptoms, and treatment.

*Application can work offline.

*There are detailed description of all major conditions and diseases.

*Use instant search to find a disease.

*You can bookmark the disease to add to a favorite list



Dr Lalit Garg

Prognosis : Your Diagnosis



Prognosis : Your Diagnosis



Prognosis : Your Diagnosis

Medical Joyworks LLC Tip

1 PEGI 3

Reklam İçeriyor

1 Bu uygulama cihazınızda kullanılabilir

İstek Listesi'ne ekle

Yükle

«With Prognosis, you can improve your ability to diagnose and immediately manage key clinical presentations associated with a disease, having access to relevant facts and succinct explanations behind the underlying diagnostic and management rationale.»


The logo consists of the lowercase letters 'mj' in a stylized font. Below it, the text reads 'DIAGNOSE. MANAGE. IMPROVE.' in bold, uppercase letters. At the bottom, it says 'Learn medicine with a simple, practical study aid that is highly engaging.'

mj
**DIAGNOSE.
MANAGE.
IMPROVE.**
Learn medicine with a simple, practical study aid that is highly engaging.

Safely
improve your
skills



Access
a wealth of
content

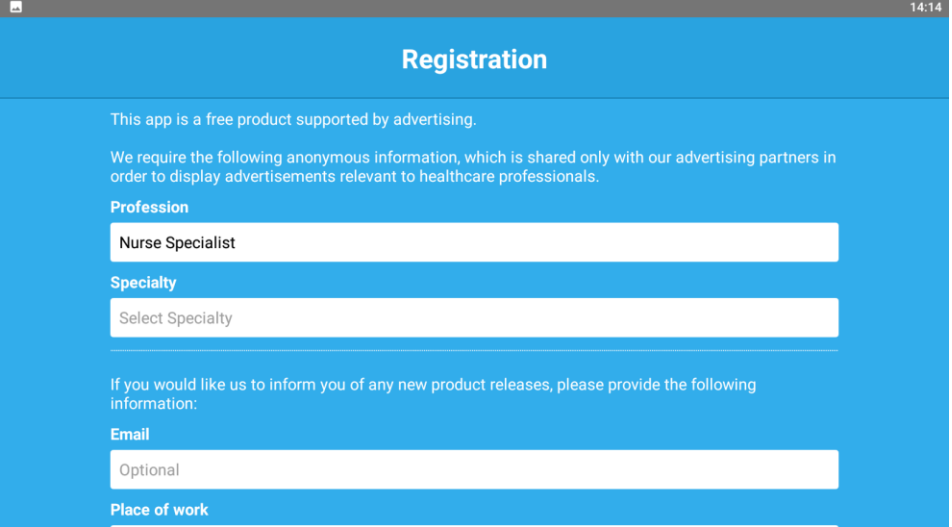


Invest
discov
rep



Dr Lalit Garg

- First step is registration with your email and create a profile.

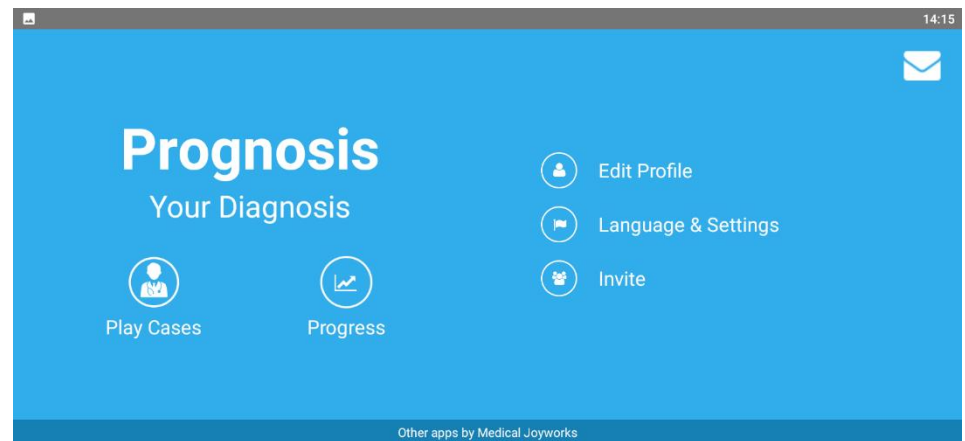


The screenshot shows a mobile application interface for registration. At the top, there is a blue header with the title "Registration" and a timestamp "14:14" in the top right corner. Below the header, the text reads: "This app is a free product supported by advertising." followed by "We require the following anonymous information, which is shared only with our advertising partners in order to display advertisements relevant to healthcare professionals." The form contains several input fields: "Profession" with the value "Nurse Specialist", "Specialty" with the value "Select Specialty", "Email" with the value "Optional", and "Place of work" which is currently empty.



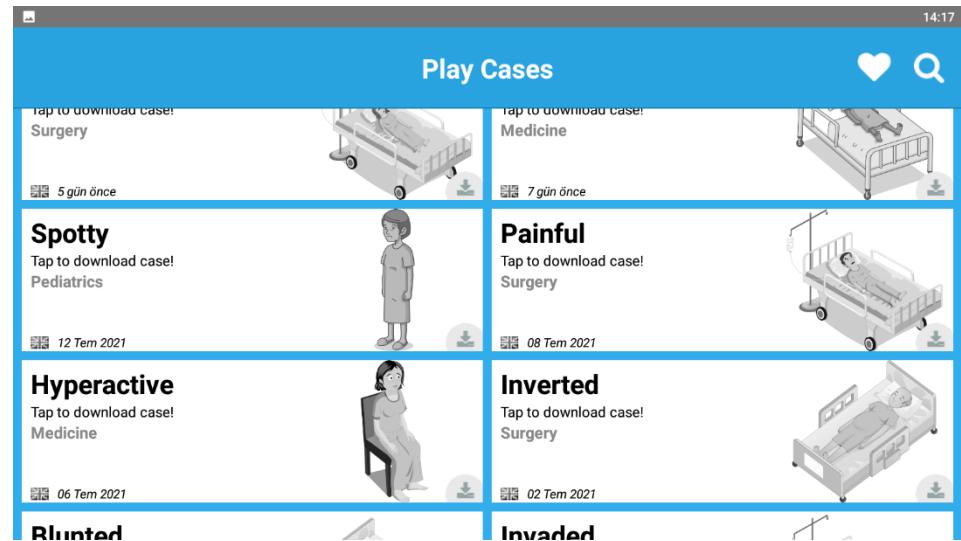
Dr Lalit Garg

- A user-friendly interface.
- «- Best App for Health & Well Being - World Summit Awards, 2012»



Dr Lalit Garg

- You can access the case contents to play.
- Each case helps to learn or recall two or three key clinical points that can be applied in your practice.
- A new case is added each week.





If you like our app, You'll LOVE
Clinical Odyssey!

Discover More

A 70-year-old woman is brought in by her son after she was found wandering the streets. Her son reports that she first started experiencing short-term memory loss around 4 years ago. Since then she has become more forgetful. From around 6 months ago, she has needed reminders for self-hygiene and medications. There is no history of recent falls, hallucinations, weight loss, or low mood.

Her medical history is significant for hypertension and dyslipidemia for 4 years, which are well controlled on ramipril and atorvastatin. She has never smoked and only drinks socially. She was educated up to high school and speaks English fluently.

At a routine health checkup 1 week ago, a full blood count, fasting plasma glucose, serum electrolytes, liver functions, renal functions, and urinalysis were all normal.



Looks well
Average build
Oriented in person,
but not in time or place

Clinicals



Investigate



Manage



Finish



- «The cases also provide excellent preparation for various medical examinations including USMLE Step 2 CS, COMLEX, NCLEX, CCRN and MCAT exams, as well as other board examinations and professional test.»

14:17

If you like our app, You'll LOVE **Clinical Odyssey!** [Discover More](#)

Analysis

Investigation	Your Choice	
Geriatric depression scale	Performed	✓
Neuropsychology assessment	Not Performed	✓
Thyroid profile, serum B12 levels, & serum folate levels	Performed	✓
MRI brain	Not Performed	✗
Management Option	Your Choice	
Donepezil	Not Performed	✗
Memantine	Performed	✗
Aspirin	Performed	✗
Ropinirole	Not Performed	✓

Results

Explanation

Comments

Progress

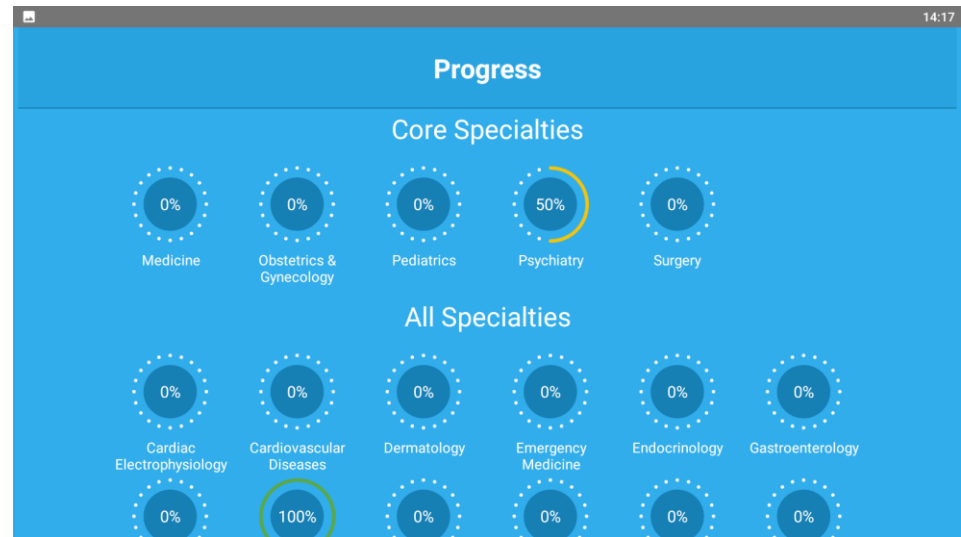


- With this part, users can check the case progress.
- Over 600 case scenarios across 30 specialties

My Review:

Medical education generally considered boring, but practicing would be interesting.

While being simulating this, the users will have fun and practice the cases to prepare real-life situation. App also provides a feedback.

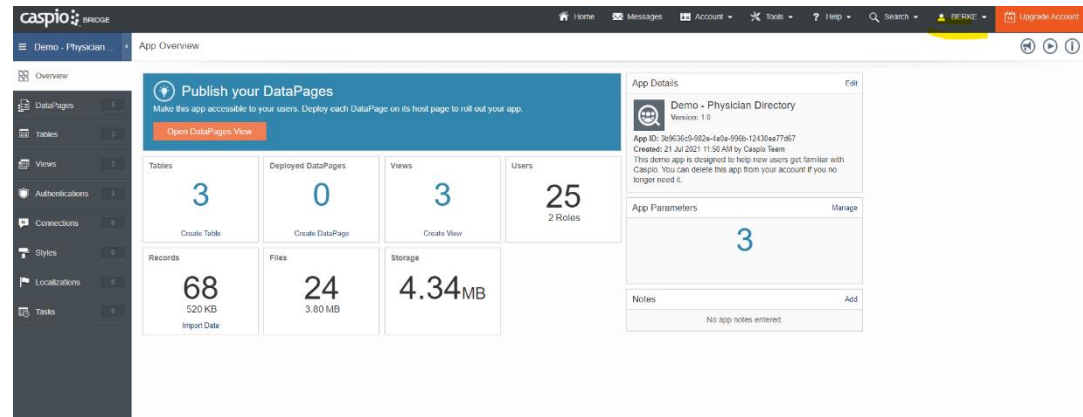


caspio



Dr Lalit Garg

- Caspio is an online database platform for creating business applications, custom forms and reports fast and without any coding needed.
- With Caspio's online database platform, you can create apps 20 times faster than conventional development. Your apps are very easy to maintain, and you can scale up or down as your needs change.



The #1 Low-Code Platform for Healthcare Applications

As digital transformation accelerates throughout the healthcare industry, organizations are turning to new technologies to deliver more effective care. Caspio's HIPAA Edition brings the power of our leading low-code development platform to the healthcare sector.



Solutions That Fit Your Business

Configure patient management applications to your exact specifications using Caspio's visual point-and-click development tools.



Launch New Services Fast

Implement new solutions and digital experiences in a fraction of the time and cost versus traditional software development.



Maintain Your Brand

Embed white-labeled applications on any site in just a few clicks, whether it's a public website, internal intranet or patient portal.



Improve Business Intelligence

Make agile, data-driven decisions on financial and operational performance metrics to optimize your entire healthcare ecosystem.



Adapt & Scale With Ease

Now more than ever, you need the right tools to quickly launch mission-critical services that can scale and adapt to changing requirements.



Secure & Compliant

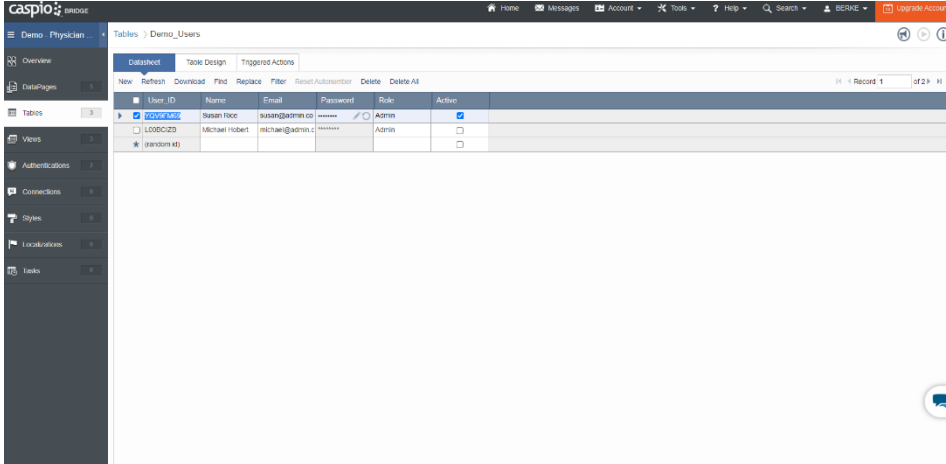
Manage information security, user access permissions and data integrations within a HIPAA-compliant cloud environment.

TRY FREE



Dr Lalit Garg

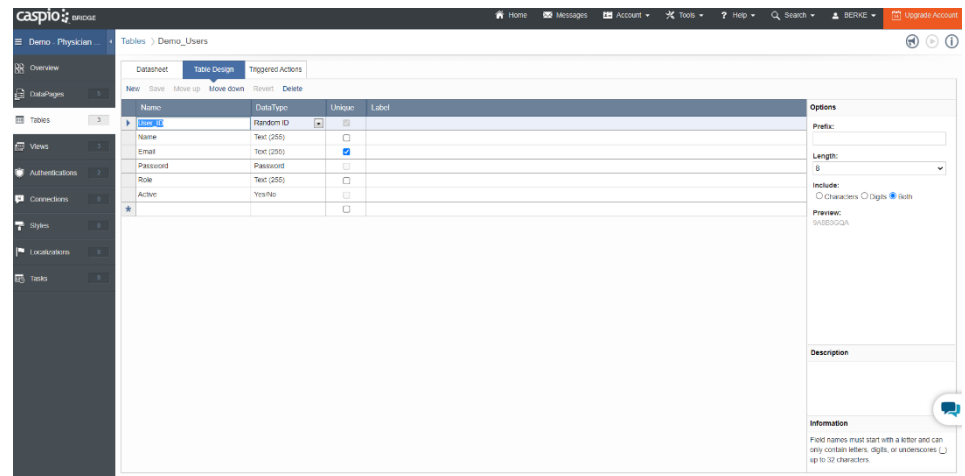
- With this app/website, You can have a good experienced at customer service. Also It has secure database as I read.



The screenshot shows the Caspio demo interface for a 'Demo_Users' table. The table has the following columns: User_ID, Name, Email, Password, Role, and Active. The data rows are:

User_ID	Name	Email	Password	Role	Active
10000001	Susan Rice	susan@admin.co	*****	Admin	<input checked="" type="checkbox"/>
10000002	Michael Robert	michael@admin.c	*****	Admin	<input type="checkbox"/>
(random id)					<input type="checkbox"/>

- Its looks like an SQL Servers tool, you can create your patient and follow the progress there.



MobiCure



MobiCure

popcornapps

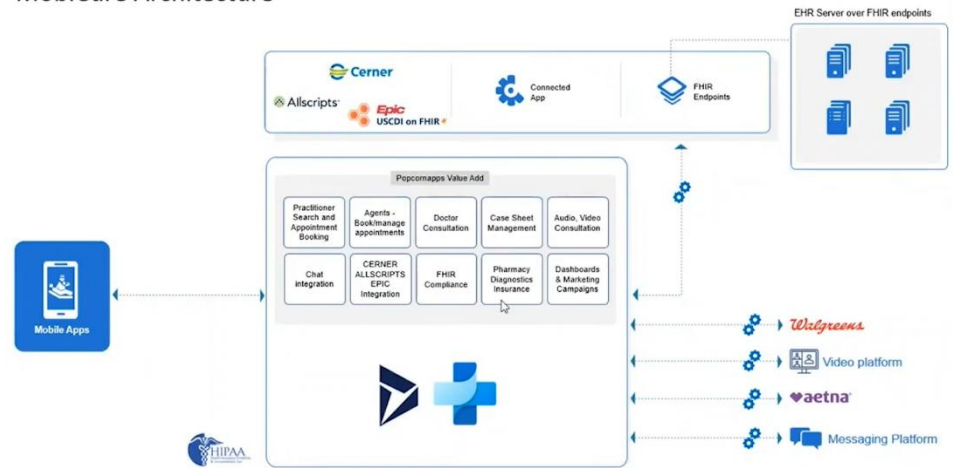


Dr Lalit Garg

MobiCure

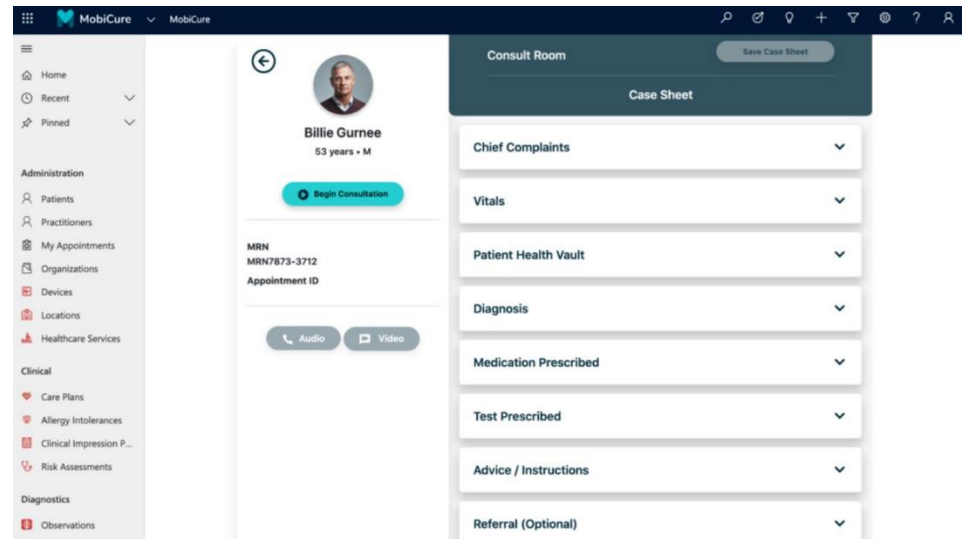
- «Enable highest quality care through a 360° view of the patient and an end-to-end patient, doctor and enterprise interface for patient-doctor interactions, prescriptions, diagnostics orders, personalized campaigns, treatment plans, and billing and communications.»

MobiCure Architecture

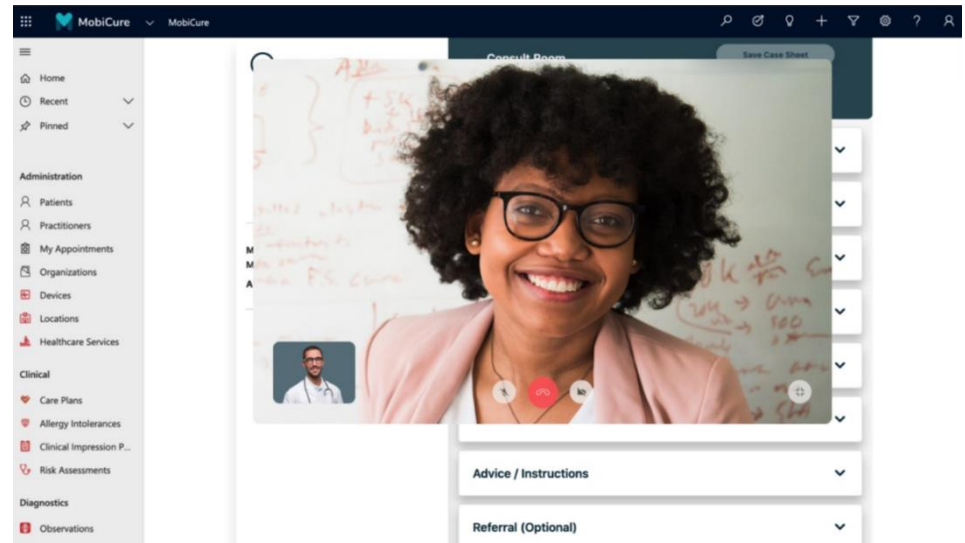


Dr Lalit Garg

- With MobiCure, Users can book appointment, check calendar, chat with a doctor, pharmacy, diagnostics or insurance.



- Doctors can get more information from the patient and at this point the doctor can have diagnosis.



Dr Lalit Garg

MedCaIX



- **MedCalX** is a medical calculator for iOS that gives you easy access to complicated medical formulas, scores, scales and classifications.

Carrier 7:14 PM 100%

GFR (CKD-EPI)

Age 45 yr
 Serum Creatinine 2 mg/dL
 Gender **Male** Female
 Race **Black** Other
 BSA m²

eGFR 39 mL/min/1.73m²

Prefer this one to the old Cockcroft formula, as discussed during journal club.
 See PMID 20299365

ESTIMATED GLOMERULAR FILTRATION RATE (CKD-EPI)

$GFR = 141 \times \min(Scr, 1)^{\alpha} \times \max(Scr, 1)^{-1.209} \times 0.993^{age} \times 1.018$ (if female) $\times 1.159$ (if black)

UNITS

- α ($\hat{\alpha} = 0.7, \hat{\delta} = 0.9$)
- α ($\hat{\alpha} = -0.329, \hat{\delta} = -0.411$)
- Scr (Serum creatinine) : mg/dL
- GFR (Glomerular filtration rate) : mL/min/1.73m²

CLINICAL USE
 The CKD-EPI creatinine equation is more accurate than the Modification of Diet in Renal Disease Study equation and could replace it for routine clinical use.

REFERENCES

- Levey AS. Ann Intern Med. 2009 May 5;150(9):604-12. PubMed

Other GFR Formulas

- GFR (Creatinine measured) >
- GFR (Cockcroft-Gault) >
- GFR (MDRD) >
- GFR (Salazar-Corcoran) >
- GFR (Schwartz) >



Focused

- A large selection of **relevant** formulas, scores, scales and classifications
- Detailed information and bibliographic references about each formula.
- Supports multiple SI and US units, with easy switching from the keypad
- Customizable list of favorite equations
- Access equations by name, category and keywords.
- Exclusive patient management features for saving, accessing and sharing results.

Carrier 11:46 PM 100%

KDIGO AKI Classification

Stage	Serum Creatinine	Urine Output
1	1.5–1.9 × baseline or ≥ 0.3 mg/dL (≥ 26.5 μmol/L) increase	< 0.5 mL/kg/hr × 6–12 hr
2	2–2.9 × baseline	< 0.5 mL/kg/hr × 12–24 hr
3	3 × baseline or Increase in serum creatinine to ≥ 4.0 mg/dL (≥ 350 μmol/L) or Initiation of renal replacement therapy or In patients < 18 years, decrease in eGFR to < 35 mL/min per 1.73 m ²	< 0.3 mL/kg/hr × 24 hr OR Anuria × 12 hr

The KDIGO (Kidney Disease: Improving Global Outcomes, www.kdigo.org) merges the RIFLE and AKIN classifications to give a single definition of acute renal injury (AKI).

Based on the AKI stage, KDIGO recommends several action items:

At Risk
Discontinue all nephrotoxic agents if possible
Ensure volume status and perfusion pressure
Consider functional hemodynamic monitoring
Monitor serum creatinine and urine output
Avoid hyperglycemia
Consider alternative to radiocontrast procedures

Stage 1 (additionally to the above)
Noninvasive diagnostic workup
Consider invasive diagnostic workup

Stage 2 (additionally to the above)
Check for changes in drug dosing
Consider renal replacement therapy
Consider ICU admission

Stage 3 (additionally to the above)
Avoid subclavian catheters if possible
Full Info

Related
RIFLE Classification >



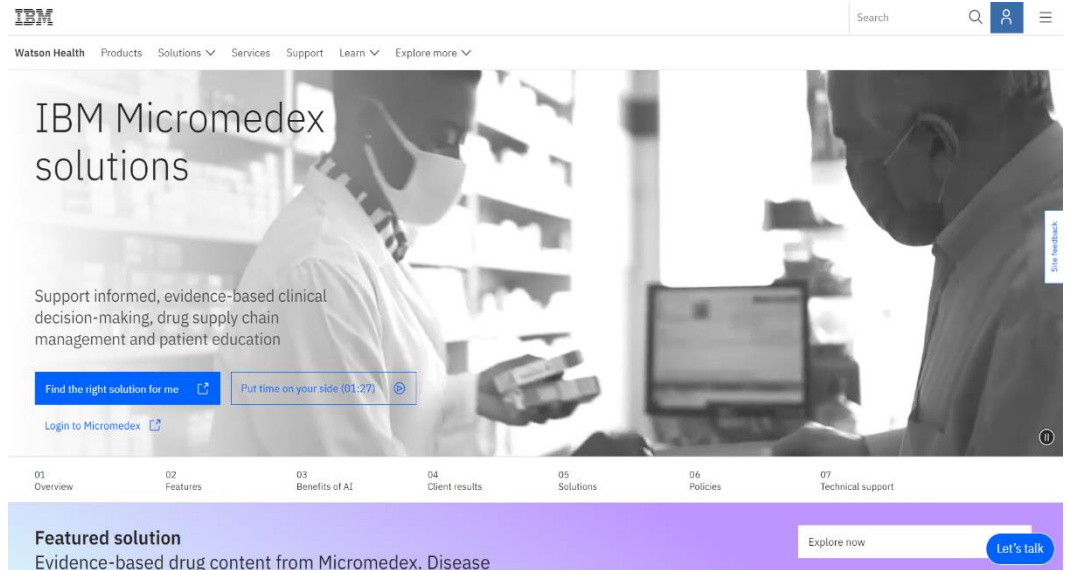
**IBM
Micromedex
Drug Info**

IBM



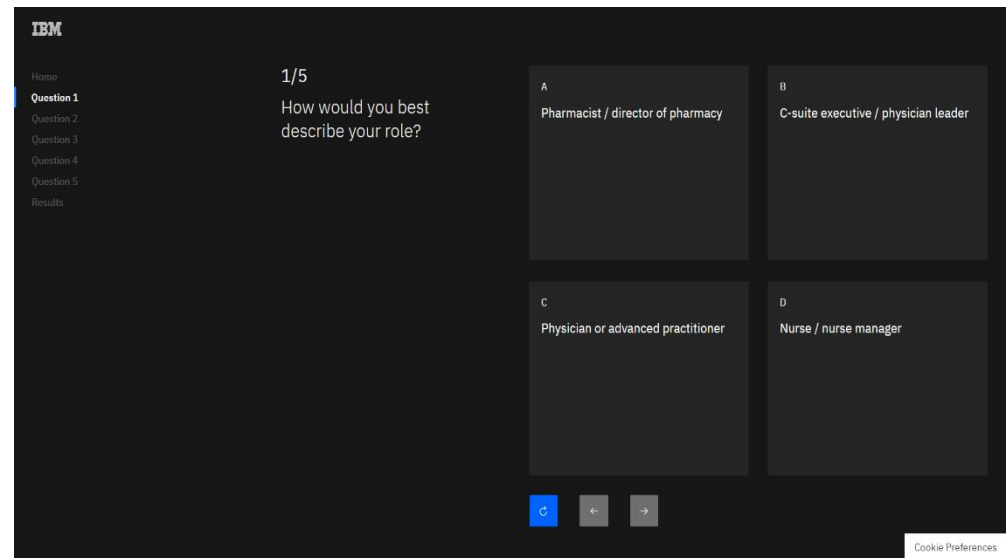
Dr Lalit Garg

- Micromedex with Watson combines evidence-based drug and disease content and AI search capabilities – providing comprehensive insights to help accelerate and inform treatment decisions across the entire clinical enterprise.



Dr Lalit Garg

- System use conversational search and natural language processing capabilities powered by IBM Watson
- Can be accessed directly from within the EHR, providing efficient support at the point of care.



Dr Lalit Garg

Why Micromedex is important

- Micromedex is used to help support safe and effective drug therapy decisions at the point of care. Micromedex can also:
- Helps reduce medication errors and improve patient outcomes.
- Provides evidence ratings and recommendations, supporting clinical decision-making.
- Guides off-label use decisions supported by complete, cited evidence.
- Supports Patient Safety Initiatives and Joint Commission (SPSIJC) compliance

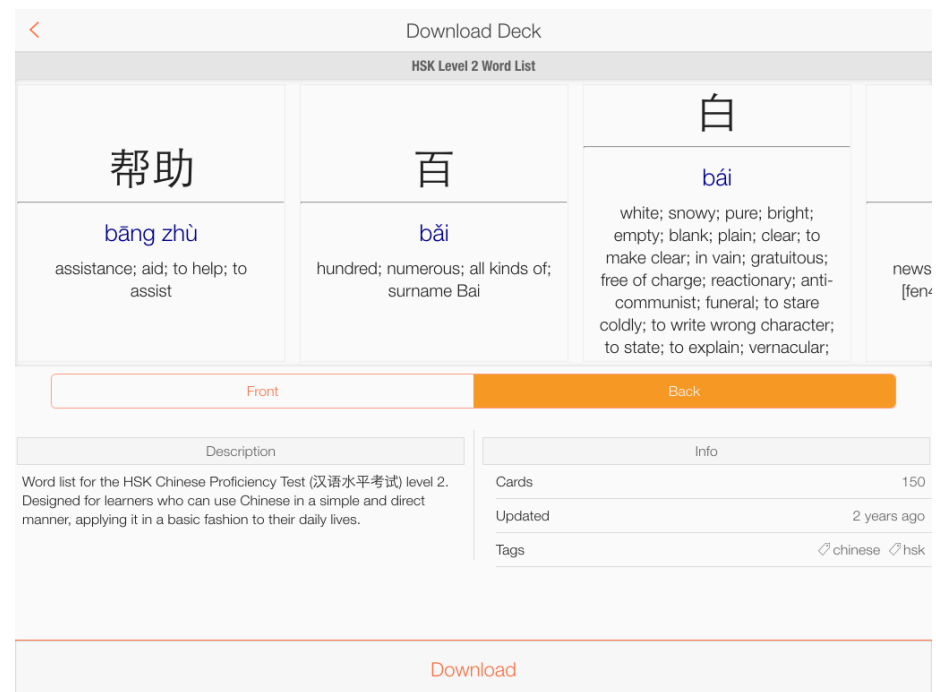
The screenshot shows a quiz results page with a dark background. On the left, a vertical sidebar lists 'question 1' through 'question 5' and 'results'. The main content area is titled 'Let's see which solutions are right for you'. Below the title, it says 'Based on your answers, you should explore the following offering:'. The primary offering is 'DynaMed and Micromedex with Watson', with a sub-description: 'Support efficient and consistent diagnosis and treatment decisions across your clinical enterprise with a single solution featuring evidence-based drug and disease insights, AI-powered search and cloud-based tools.' A blue 'Learn more' button is positioned below this text. To the right of the main text is a circular progress indicator showing '60%' in the center, with the text 'in needing fast, evidence-based drug and disease insights to support clinical decision-making and continuity of care' around it. A legend to the right of the circle lists the following scores: 60% - DynaMed and Micromedex with Watson (blue dot), 20% - IBM Micromedex with Watson (purple dot), 20% - OrbitalRX (pink dot), and 0% - IBM Micromedex CareNotes (teal dot). Below the main offering, a section titled 'You may also want to consider' features three dark grey boxes: 'IBM Micromedex with Watson', 'IBM Micromedex CareNotes', and 'OrbitalRX'. A 'Cookie Preferences' button is located in the bottom right corner of the page.



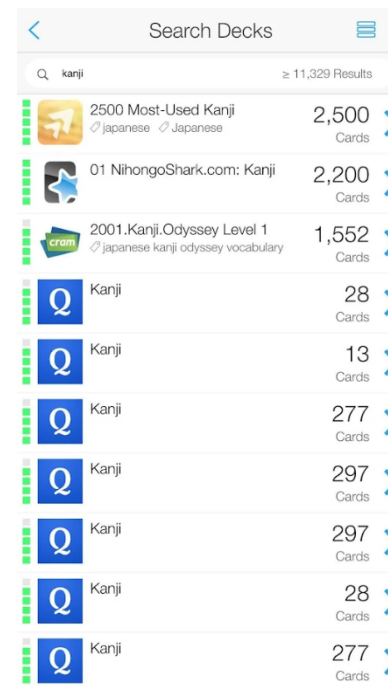
AnkiApp Flashcards



- AnkiApp is a powerful flashcard app for academic revisions. With this very app, you can remotely create your own study cards or download some useful revision materials. You'll be exposed to over 80 million pre-made wonderful flashcards which covers tons of study topics and subjects. You can track your progress and easily monitor your efforts.



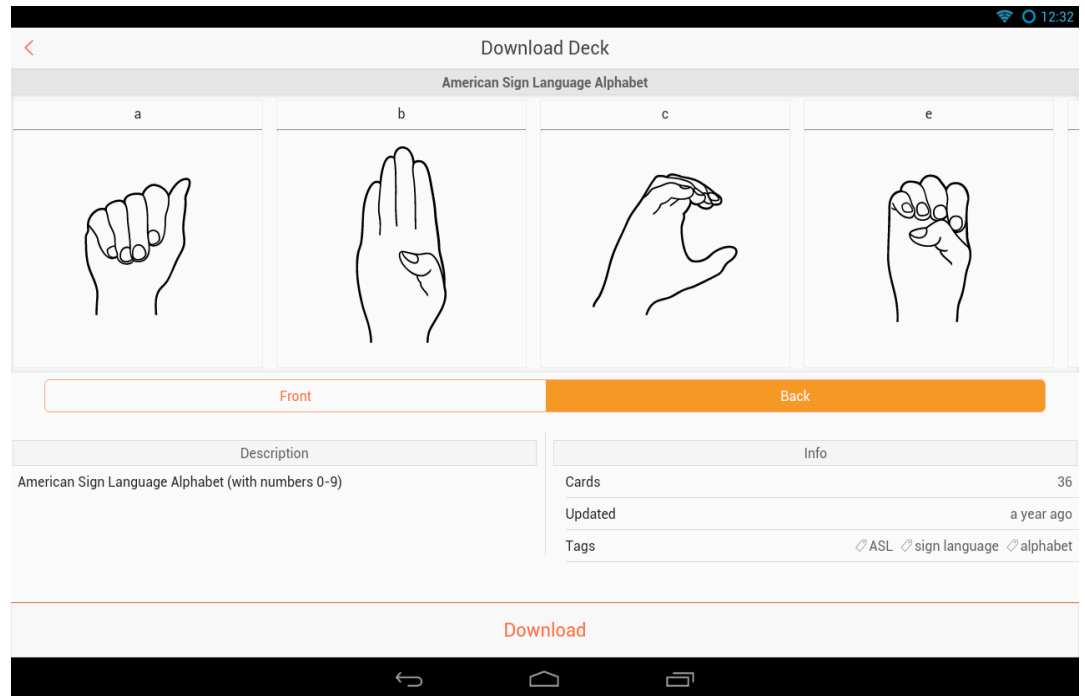
- You can search through and download sets of flashcards made by other users or you can simply make your own.



Dr Lalit Garg

- My Review:

Its a beneficial to remember things. And it tests you so you never forget. But, It looks a bit old fashioned app, with a less intuitive inerface.

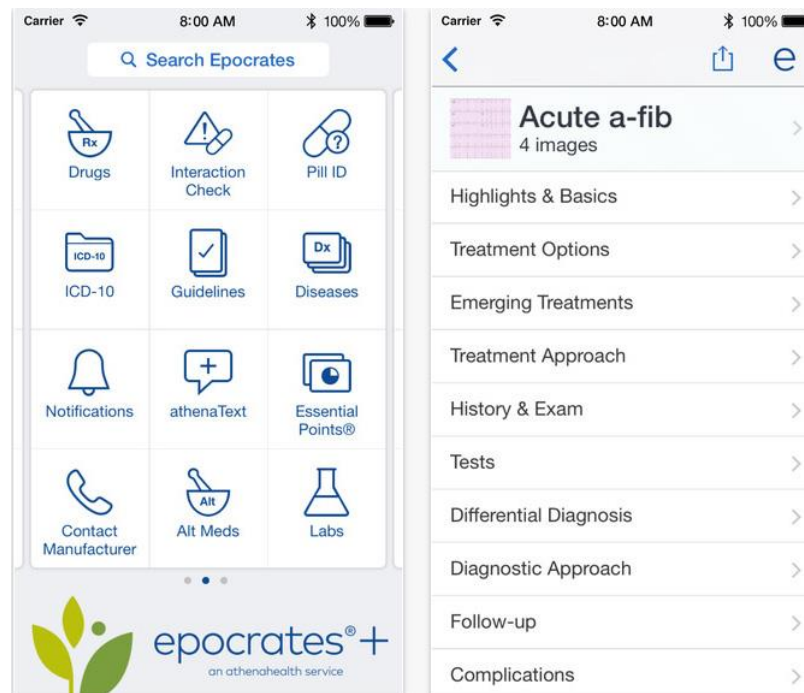


Epocrates



Dr Lalit Garg

- Epocrates is a well-known web-service and mobile application used by healthcare professionals to check drug dosing, drug interactions, drug safety details, medical news, disease diagnosis and management guidance, as well as evidence-based clinical practice guidelines.



Dr Lalit Garg

- Additional app functionality includes the ability to identify an unknown pill based on its characteristics, and risk assessment tools and hundreds of medical calculators, laboratory test ordering guide and more.

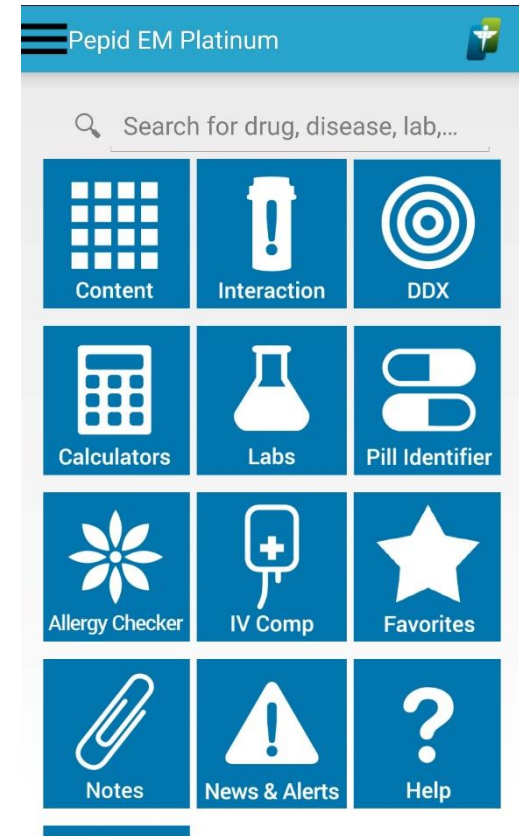


PEPID



PEPID

- All tools needed to treat patients at the scene, enroute and/or by the bedside.
- With just a few taps, access the largest drug database on the market, medical calculators, high-res pill photos, illustrations, and much more!

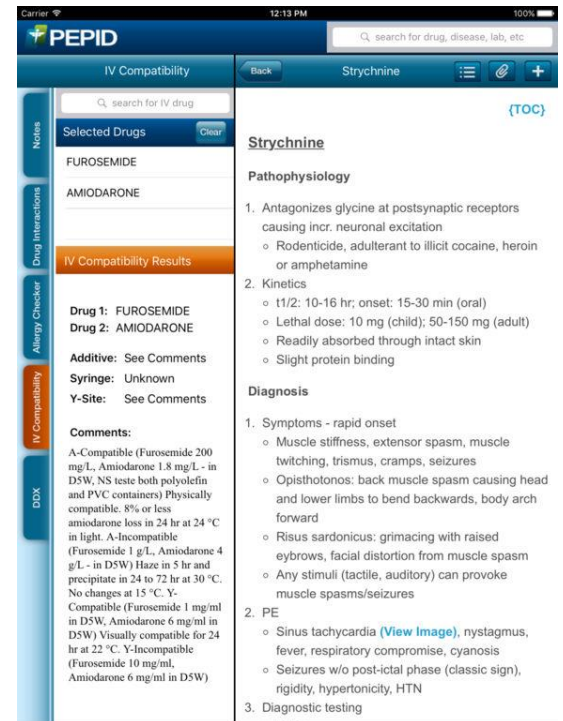


Dr Lalit Garg

With PEPID apps,

Provide Medical Calculators, Dosing Calculators, Drug Interactions, Allergy Checker.

However, Apps search function is not always helpful.



Dr Lalit Garg

UpToDate



Dr Lalit Garg

- UpToDate is the leading clinical decision support resource with evidence-based clinical information – including drug topics and recommendations that clinicians rely on at the point of care.

UpToDate has been the subject of over 30 research studies confirming that widespread usage of UpToDate is associated with improved patient care and hospital performance.



Dr Lalit Garg

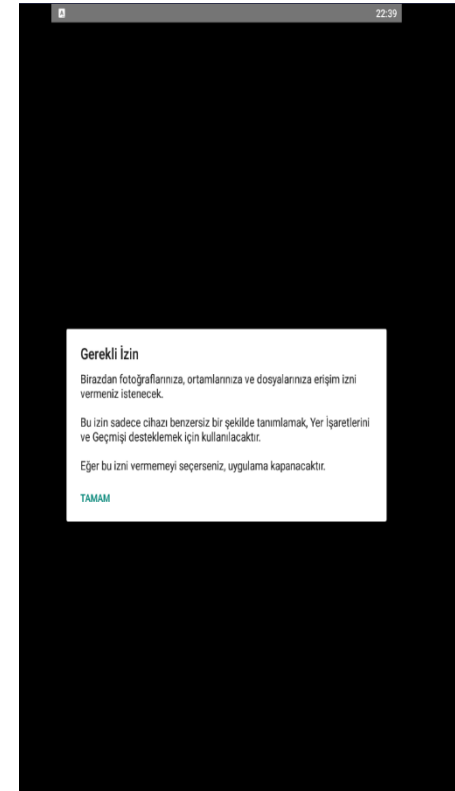
My Review:

- When open the application , it wants to access my gallery,documents and environment even its just an openbook application. This requirements really dont necessarily. That's why I didnt open the app from my computer.

Permissions the UpToDate app requires and how it uses them:

- Storage: required to store anything on your device
- Phone calls: used to uniquely identify your device - allowing persistent login
- Network communications: used to download and update content from UpToDate
- Development tools: used to write to device storage (SD card) if needed

COLLABOR



Dr Lalit Garg



Dr Lalit Garg